



OFFICES, BOARDS AND DIVISIONS ANNUAL FINANCIAL STATEMENTS FISCAL YEAR 2010

U.S. Department of Justice
Office of the Inspector General
Audit Division

Audit Report 11-11
January 2011

OFFICES, BOARDS AND DIVISIONS ANNUAL FINANCIAL STATEMENTS FISCAL YEAR 2010

OFFICE OF THE INSPECTOR GENERAL COMMENTARY AND SUMMARY

This audit report contains the Annual Financial Statements of the Offices, Boards and Divisions (OBDs) for the fiscal years (FY) ended September 30, 2010, and September 30, 2009. Under the direction of the Office of the Inspector General (OIG), KPMG LLP performed the OBDs' audit in accordance with U.S. generally accepted government auditing standards. The audit resulted in an unqualified opinion on the FY 2010 financial statements. An unqualified opinion means that the financial statements present fairly, in all material respects, the financial position and the results of the entity's operations in conformity with U.S. generally accepted accounting principles. For FY 2009, the OBDs also received an unqualified opinion on its financial statements (OIG Report No. 10-12).

KPMG LLP also issued reports on internal control and on compliance and other matters. For FY 2010, the *Independent Auditors' Report on Internal Control over Financial Reporting* did not identify any significant deficiencies. In the FY 2010 *Independent Auditors' Report on Compliance and Other Matters*, the auditors identified no instances of non-compliance with applicable laws and regulations and the *Federal Financial Management Improvement Act of 1996*.

The OIG reviewed KPMG LLP's reports and related documentation and made necessary inquiries of its representatives. Our review, as differentiated from an audit in accordance with U.S. generally accepted government auditing standards, was not intended to enable us to express, and we do not express, an opinion on the OBDs' financial statements, conclusions about the effectiveness of internal control, conclusions on whether the OBDs' financial management systems substantially complied with the *Federal Financial Management Improvement Act of 1996*, or conclusions on compliance with laws and regulations. KPMG LLP is responsible for the attached auditors' reports dated November 4, 2010, and the conclusions expressed in the reports. However, our review disclosed no instances where KPMG LLP did not comply, in all material respects, with U.S. generally accepted government auditing standards.

This page intentionally left blank.

**OFFICES, BOARDS AND DIVISIONS
ANNUAL FINANCIAL STATEMENTS
FISCAL YEAR 2010**

TABLE OF CONTENTS

	<u>PAGE</u>
MANAGEMENT'S DISCUSSION AND ANALYSIS.....	3
INDEPENDENT AUDITORS' REPORTS	
REPORT ON FINANCIAL STATEMENTS	37
REPORT ON INTERNAL CONTROL OVER FINANCIAL REPORTING	39
REPORT ON COMPLIANCE AND OTHER MATTERS	43
PRINCIPAL FINANCIAL STATEMENTS AND RELATED NOTES	
CONSOLIDATED BALANCE SHEETS	46
CONSOLIDATED STATEMENTS OF NET COST.....	47
CONSOLIDATED STATEMENTS OF CHANGES IN NET POSITION	48
COMBINED STATEMENTS OF BUDGETARY RESOURCES	50
COMBINED STATEMENTS OF CUSTODIAL ACTIVITY	51
NOTES TO THE FINANCIAL STATEMENTS.....	52
REQUIRED SUPPLEMENTARY INFORMATION	
COMBINING STATEMENTS OF BUDGETARY RESOURCES.....	80

This page intentionally left blank.

Management's Discussion and Analysis
Unaudited

This page intentionally left blank.

Management's Discussion and Analysis (unaudited)

This report presents the Annual Financial Statements of the Offices, Boards and Divisions (the OBDs) for the fiscal years (FY) ended September 30, 2010 and 2009. In accordance with the Government Management Reform Act (GMRA) of 1994, the Attorney General prepares, and submits to the Director of the Office of Management and Budget (OMB), audited financial statements covering the accounts and activities of the Department of Justice (DOJ or the Department). The OBDs entity is comprised of legal, executive, and management organizations. Collectively, these organizations comprise one of the DOJ financial statement reporting entities.

MISSION

The overall mission of the Department, as reflected in its Strategic Plan for the FYs 2007-2012, is stated as follows:

"...to enforce the law and defend the interests of the United States according to the law; to ensure public safety against threats foreign and domestic; to provide federal leadership in preventing and controlling crime; to seek just punishment for those guilty of unlawful behavior; and to ensure fair and impartial administration of justice for all Americans."

The OBDs play a major role in carrying out this mission. The OBDs entity is diverse, with responsibility for performing a broad array of program activities. The OBDs represent the American people in all legal matters involving the United States Government. These legal activities include ensuring fair and healthy competition of business; safeguarding consumers; enforcing drug and immigration laws; and protecting citizens through effective law enforcement. The OBDs also supervise the administration of bankruptcy cases in the federal Bankruptcy Courts; uphold the civil rights of all Americans; enforce laws protecting the environment; represent the United States in civil and criminal litigation; develop and enforce criminal statutes; conduct criminal investigations and coordinate law enforcement matters with foreign governments; and represent the United States in civil and criminal litigation arising from internal revenue laws. Additionally, the National Security Division (NSD) consolidates the Department's primary national security elements within a single Division to ensure greater coordination and unity of purpose between prosecutors and law enforcement agencies as well as intelligence attorneys and the Intelligence Community.

The OBDs conduct all suits in the Supreme Court in which the United States is concerned. Further, the OBDs represent the Government in legal matters, including the rendering of advice and opinions, upon request, to the President and to the heads of executive departments and agencies.

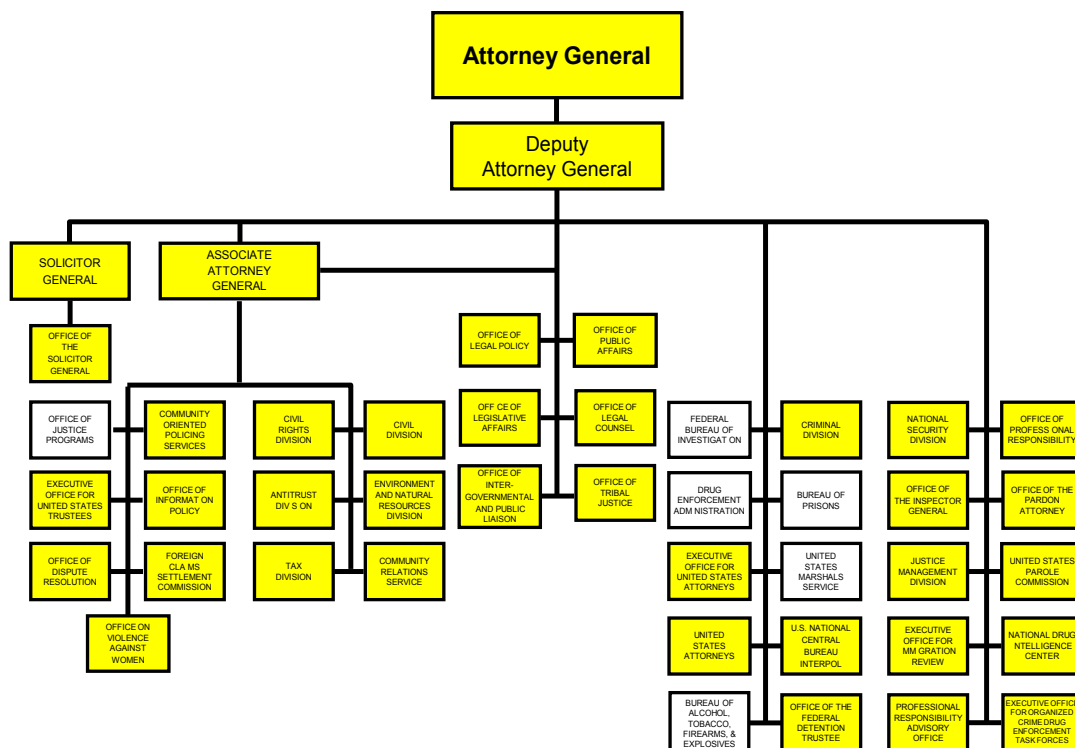
In addition to legal activities, the OBDs provide leadership and assistance to State, local, and tribal governments through the Office of Community Oriented Policing Services (COPS). The OBDs include the DOJ executive leadership offices, which assist the Attorney General in the overall supervision and management of DOJ programs, and provide executive assistance and support to the 94 Offices of the United States Attorneys (USAs). The OBDs perform the management, policy development, and advisory functions that support DOJ budgeting and financial management, personnel management, information technology management, equal employment opportunity, and resource planning. Finally, the OBDs manage and oversee federal prisoner detention by establishing a secure and effective operating environment that drives efficient and fair expenditure of appropriated funds. Administratively, the OBDs manage the Working Capital Fund (WCF), which is a revolving fund that is authorized by law to finance a cycle of operations where the costs for


goods or services provided are charged back to the recipient. The funds received are available to continue operations and for future investments. In many ways, the WCF has characteristics typical of a business enterprise.

ORGANIZATIONAL STRUCTURE

The following organization chart shows the organizational structure of the OBDs entity (the OBDs are shown in colored or shaded boxes) as it relates to the rest of the Department (non-OBDs are shown in boxes that are not colored or shaded). The Justice Management Division (JMD) oversees the administrative operations of the WCF.

U.S. DEPARTMENT OF JUSTICE



APPROVED BY:  DATE: Apr. 30, 2010
 ERIC H. HOLDER, JR.
 ATTORNEY GENERAL

FINANCIAL STRUCTURE

The OBDs receive funding in over 130 different annual, multi-year, and no-year appropriations. Generally, annual appropriations provide for most, but not all, salaries and expenses, and core program activities, while multi-year and no-year funding provides for a wide variety of specialized programs, activities, and functions. Individual OBDs components receive allotments and sub-allotments, as part of DOJ funds control. The OBDs financial statements report the consolidated assets, liabilities, and results of the OBDs operations.

ANALYSIS OF FINANCIAL STATEMENTS

The OBDs financial statements received an unqualified audit opinion for the eleventh straight year. These statements have been prepared from the accounting records of OBDs in conformity with the U.S. generally accepted accounting principles and OMB Circular A-136, “*Financial Reporting Requirements*.” These principles are the standards prescribed by the Federal Accounting Standards Advisory Board (FASAB).

Highlights of the financial and budgetary information presented in the financial statements are shown below:

Assets – The OBDs Consolidated Balance Sheet as of September 30, 2010 shows \$6.8 billion in total assets, an increase of \$931 million from the FY 2009 total assets of \$5.8 billion. Fund Balance with U.S. Treasury was \$5.8 billion as of September 30, 2010, which represents 85.9 percent of total assets. This increase is primarily related to Debt Collection Management (DCM) collections within the General Fund Receipts account, Fines, Penalties, and Forfeitures, and Custodial Activity collections.

Liabilities – Total OBDs liabilities were \$2.8 billion as of September 30, 2010, an increase of \$857 million from the previous year’s total liabilities of \$1.9 billion. This increase can be attributed to the increase in collections within Fines Penalties, and Forfeitures receipt account, the substantial increase in the Radiation Exposure Compensation Act (RECA) Liability estimate, and an additional increase in Debt Collection custodial liabilities.

Net Cost of OBDs Operations – The Consolidated Statement of Net Cost presents the OBDs gross and net cost for the Department’s three strategic goals. The net cost of OBDs operations totaled \$7.1 billion for the fiscal year ended September 30, 2010, an increase of \$550 million from the previous year’s net cost of operations of \$6.6 billion. A portion of the increase can be attributed to an increase in RECA estimations.

Budgetary Resources – The OBDs Combined Statement of Budgetary Resources shows \$10.5 billion in total budgetary resources, a decrease of \$269 million from FY 2009 total budgetary resources of \$10.7 billion. The decrease is primarily due to a decrease in Budget Authority.

Net Outlays – The OBDs Combined Statement of Budgetary Resources shows \$6.4 billion in net outlays for the fiscal year ended September 30, 2010, an increase of \$190 million from the previous year’s total net outlays of \$6.2 billion.

Custodial Collections – The OBDs Combined Statement of Custodial Activity shows \$4.8 billion in total custodial collections for the fiscal year ended September 30, 2010, an increase of \$1.9 billion from the FY 2009 total custodial collections of \$2.9 billion. This increase is directly related to an increase in DCM Collections related to Delinquent Federal Civil Debts as Required by the Federal Debt Recovery Act of 1986.

PERFORMANCE INFORMATION

The OBDs resource and performance information is presented on the following pages. The performance information is organized by Strategic Goal and Strategic Objective and is consistent with the Department’s Government Performance and Results Act (GPRA) performance plans.

The OBDs Consolidated Statements of Net Cost for FY 2010 and FY 2009 are presented using the three Strategic Goals as contained in the Strategic Plan for FYs 2007-2012. The Strategic Plan is available on the Internet at DOJ’s website: <http://www.justice.gov>. The three Strategic Goals are listed in Table 2.

Because of the diversity of the OBDs components and their individual programs and missions, the OBDs are involved in all three DOJ Strategic Goals. Table 1 and Table 2, along with associated graphs, provide an overview of the sources of OBDs resources and how they were spent (by goal).

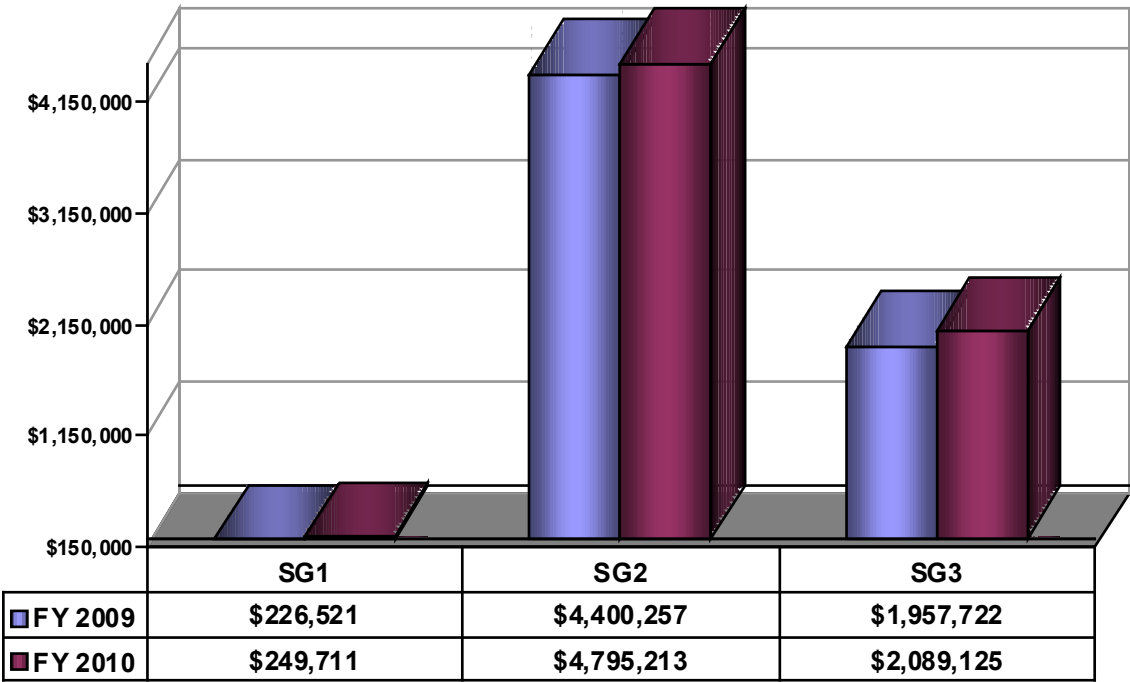
**Table 1. Sources of OBDs Resources
(Dollars in Thousands)**

Source	FY 2010	FY 2009	Percent Change
Earned Revenue	\$1,259,260	\$1,178,120	6.9%
Budgetary Financing Sources			
Appropriations Received	7,310,715	7,912,214	-7.6%
Appropriations Transferred In/Out	(209,609)	(261,192)	19.7%
Nonexchange Revenues	319	233	36.9%
Transfers In/Out Without Reimbursement	75,097	89,948	-16.5%
Other Adjustments and Other Budgetary Financing Sources	(49,751)	(209,426)	76.2%
Other Financing Sources			
Transfers In/Out Without Reimbursement	(81,783)	(88,381)	7.5%
Imputed Financing from Costs Absorbed by Others	163,195	161,244	1.2%
Total	\$8,467,443	\$8,782,760	-3.6%

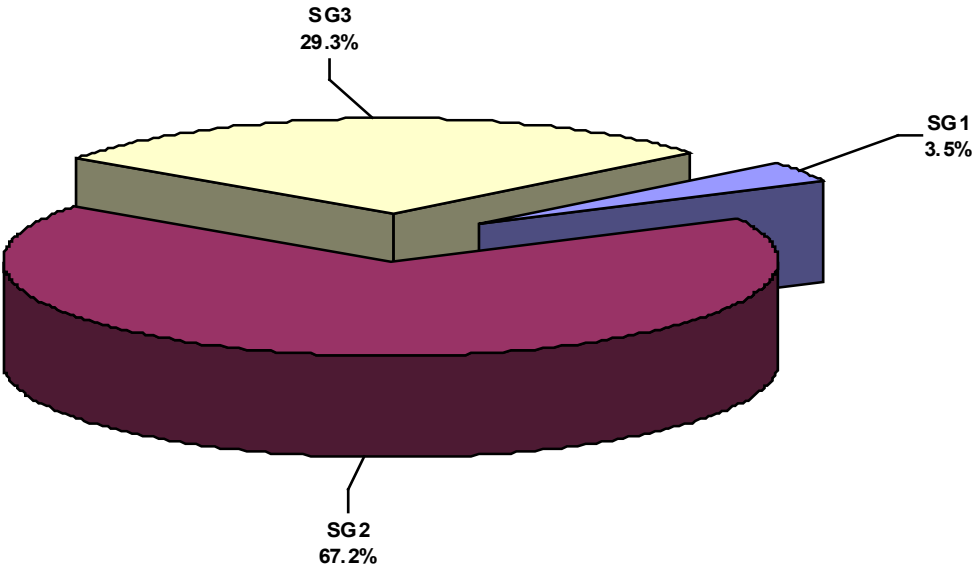
**Table 2. (How OBDs Resources are Spent
Dollars in Thousands)**

Strategic Goal (SG)	FY 2010	FY 2009	Percent Change
SG 1 Prevent Terrorism and Promote the Nation's Security			
Gross Cost	\$359,943	\$340,620	
Less: Earned Revenue	<u>(110,232)</u>	<u>(114,099)</u>	
<i>Net Cost</i>	249,711	226,521	10.2%
SG 2 Prevent Crime, Enforce Federal Laws, and Represent the Rights and Interests of the American People			
Gross Cost	\$5,763,437	\$5,265,364	
Less: Earned Revenue	<u>(968,224)</u>	<u>(865,107)</u>	
<i>Net Cost</i>	4,795,213	4,400,257	9.0%
SG 3 Ensure the Fair and Efficient Administration of Justice			
Gross Cost	\$2,269,929	\$2,156,636	
Less: Earned Revenue	<u>(180,804)</u>	<u>(198,914)</u>	
<i>Net Cost</i>	2,089,125	1,957,722	6.7%
Total Gross Cost	\$8,393,309	\$7,762,620	
Less: Total Earned Revenue	<u>(1,259,260)</u>	<u>(1,178,120)</u>	
Total Net Cost of Operations	\$7,134,049	\$6,584,500	8.3%

**Comparison of Net Costs
(Dollars in Thousands) - FY 2010 and FY 2009**



FY 2010 Net Costs by Strategic Goal



2010 Financial Highlights

A brief description of some of the major costs included in each Strategic Goal follows.

- **Strategic Goal 1, Prevent Terrorism and Promote the Nation's Security** includes resources dedicated to counterterrorism initiatives in the National Security Division, the United States Attorneys' offices and Criminal Division.
- **Strategic Goal 2, Prevent Crime, Enforce Federal Laws, and Represent the Rights and Interests of the American People** includes the functions of the legal divisions, the U.S. Attorneys, the U.S. Trustees, and the Organized Crime Drug Enforcement Task Force program. Goal 2 also includes the Community Oriented Policing Services and the administrative costs of the Office on Violence Against Women.
- **Strategic Goal 3, Ensure the Fair and Efficient Administration of Justice** includes the Office of the Federal Detention Trustee, the U.S. Parole Commission, and the Executive Office for Immigration Review.

Data Reliability and Validity

The OBDs view data reliability and validity as critically important in the planning and assessment of our performance. As such, this document includes a discussion of data validation, verification, and any identified data limitations for each performance measure presented. Each Reporting Component ensures that data reported meets the following criteria:

At a minimum, performance data are considered reliable if transactions and other data that support reported performance measures are properly recorded, processed, and summarized to permit the preparation of performance information in accordance with criteria stated by management. Performance data need not be perfect to be reliable, particularly if the cost and effort to secure the best performance data possible will exceed the value of any data so obtained.

FY 2010 REPORT ON SELECTED ACCOMPLISHMENTS

STRATEGIC GOAL 1: Prevent Terrorism and Promote the Nation's Security

4% of OBDs Net Costs support this Goal.

STRATEGIC OBJECTIVE 1.1: Prevent, disrupt, and defeat terrorist operations before they occur.
STRATEGIC OBJECTIVE 1.3: Prosecute those who have committed, or intend to commit, terrorist acts in the United States.
STRATEGIC OBJECTIVE 1.4: Combat espionage against the United States.

Investigate and Prosecute Terrorist Acts

Background/Program Objectives: Through both criminal and national security investigations, DOJ works to arrest and prosecute or deport terrorists and their supporters and to disrupt financial flows that provide resources to terrorist operations. These investigations enable the Department to gather information, punish terrorists, develop and solidify relationships with critical partners, and maintain a presence visible to both potential terrorists and the American public. Within the OBDs, both the Criminal Division and the United States Attorneys are heavily involved in the DOJ's counterterrorism mission. The United States Attorneys' offices, the National Security Division, and the Criminal Division focus on the development and prosecution of terrorism and cyberterrorism cases, and the coordination of information-sharing and partnerships. The 94 United States Attorneys' offices are part of a national network that coordinates the dissemination of information and the development of a preventive, investigative and prosecutorial strategy among federal law enforcement agencies, primary State and local police forces, and other appropriate State agencies in each of the 94 federal judicial districts. The National Security Division coordinates counterterrorism issues with the U.S. Attorneys' offices, other Executive Branch agencies, and multilateral organizations.

Performance Measure: Terrorism/Anti-Terrorism Convictions

FY 2010 Target: In accordance with Department guidance, targeted levels of performance are not projected for this indicator.

FY 2010 Actual Performance: 292

Discussion of FY 2010 Results: The national security work conducted by the U.S. Attorneys' Offices in FY 2010 resulted in 292 convictions and encompassed terrorism and terrorism-related cases. The larger U.S. Attorneys' offices, such as the Eastern District of Virginia, Southern District of New York, the District of Columbia, the Eastern District of New York, Southern District of Florida, the California districts, Northern District of Illinois, and several others have been involved in large-scale trials and investigations, and while these ultimately pay off in convictions, they are a long, slow process. Apart from the high profile and long-term cases, many U.S. Attorneys' offices continue to work on terrorism-related investigations and trials.

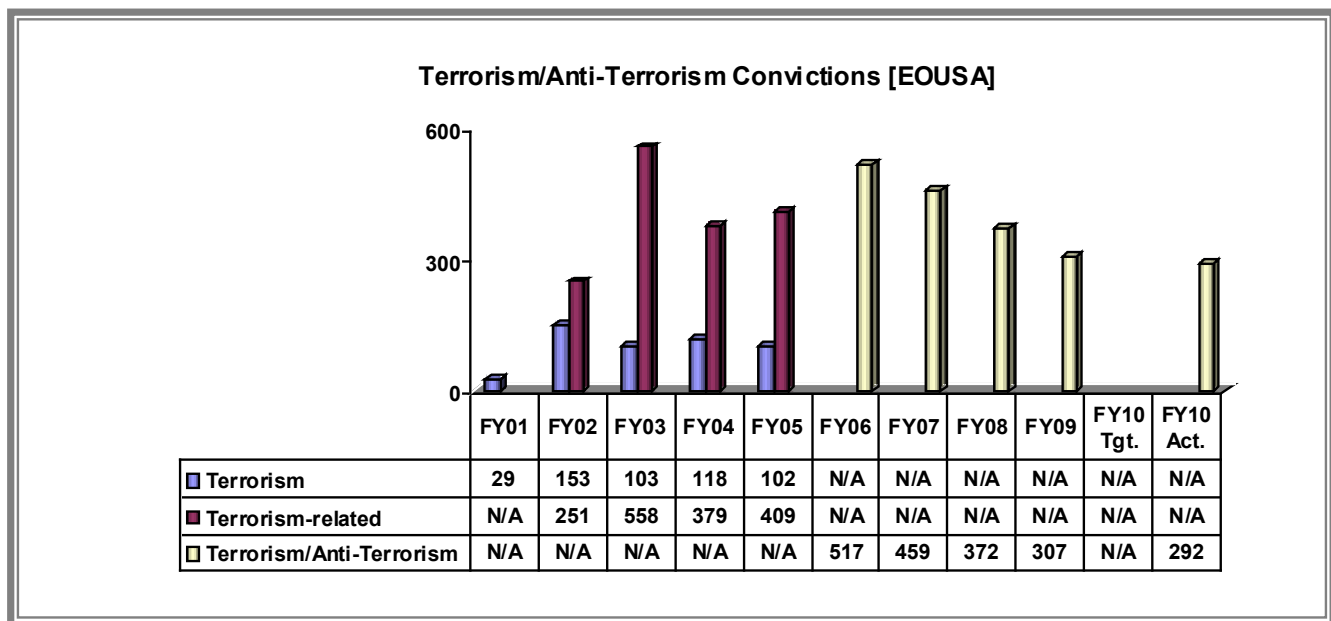
The prevention of terrorist attacks and the prosecution of the war on terrorism remain the top priorities of the Department. In FY 2010, the U.S. Attorneys filed a total of 236 cases against 385 defendants. These cases include international and domestic terrorism cases, terrorism-related financing cases, terrorism-related hoax cases, as well as national security/critical infrastructure cases. Defendants convicted in national security/critical infrastructure cases, which were previously labeled as "anti-terrorism cases," have not necessarily engaged in terrorist-related activity. Rather, these cases were brought to prevent or disrupt potential or actual terrorist threats where the criminal conduct impacts national security or exposes critical infrastructure to potential terrorist exploitation. A total of 220 cases against 347 defendants were terminated in FY 2010.

The U.S. Attorneys obtained convictions in a number of international and domestic terrorism cases, including:

On October 29, 2009, in the Central District of Illinois, **Ali Saleh Kahlah al-Marri** was sentenced to 100 months imprisonment and 3 years of supervised release. Ali al-Marri pleaded guilty to conspiracy to provide material support to al-Qaeda in the form of personnel, including himself, to work under al-Qaeda’s direction and control with the intent to further the terrorist activity or terrorism objectives of al-Qaeda. Ali al-Marri was an al-Qaeda “sleeper” operative working on U.S. soil and directed by the chief planner of the 9-11 attacks. Al-Marri researched the use of chemical weapons, potential targets and maximum casualties.

On October 5, 2010, in the Southern District of New York, **Faisal Shahzad** was sentenced to life in prison for his attempt to detonate a car bomb in Times Square on the evening of May 1, 2010. Shahzad had received explosives training in Waziristan, Pakistan, from explosive trainers affiliated with Tehrik-e-Taliban, a militant extremist group based in Pakistan.

On February 22, 2010, **Najibullah Zazi** pleaded guilty in the Eastern District of New York to a three-count superseding information charging him with conspiracy to use weapons of mass destruction (explosive bombs) against persons or property in the United States, conspiracy to commit murder in a foreign country and providing material support to al-Qaeda. Among other things, Zazi admitted that he brought TATP [Triacetone Triperoxide] explosives to New York on September 10, 2009, as part of a plan to attack the New York subway system. Zazi faces a maximum statutory sentence of life in prison for the first two counts of the superseding information and an additional 15 years in prison for the third count of the superseding information.



Data Definitions: Terrorism convictions were initially based on Executive Office for U.S. Attorneys’ (EOUSA) historical data definitions in EOUSA’s original program categories of International Terrorism and Domestic Terrorism. Terrorism-related convictions included program categories for terrorism-related hoaxes, terrorist financing, and anti-terrorism. These categories were implemented after September 11, 2001, and allowed EOUSA to capture more terrorism-related work. Anti-terrorism cases included defendants who did not necessarily engage in terrorist-related activity, but whose conduct was prosecuted under other statutes as

part of an effort to disrupt or prevent possible terrorist attacks. Terrorism convictions were redefined as Terrorism/Anti-Terrorism convictions in the United States Attorneys' Case Management System. Terrorism cases include hoax and financing cases, as well as the traditional domestic and international terrorism cases. Anti-terrorism cases are those as defined above. In FY 2008, the use of the anti-terrorism program label was terminated, and a new program category, national security/critical infrastructure, took its place. Like the former anti-terrorism cases, cases labeled as national security/critical infrastructure are prosecuted against defendants whose criminal conduct may or may not be terrorist-related, but whose conduct affects national security or exposes critical infrastructure to potential terrorist exploitation.

Data Collection and Storage: Data are collected from the USA-5 (USA's online system that tracks personnel resource data by program category) monthly Resource Summary Report System, which summarizes the use of personnel resources allocated to USA offices. Data are also being taken from the United States Attorneys' central case management system, which contains district information including criminal matters, cases, and appeals.

Data Validation and Verification: The United States Attorneys' offices are required to submit bi-annually (April 1 and October 1) case data certifications to the EOUSA. Knowledgeable personnel (such as supervisory attorneys and legal clerks) in each district review the data.

Data Limitations: As noted above, the United States Attorneys' offices are required to submit bi-annual case data certifications to EOUSA. Attorneys and support personnel are responsible for ensuring that local procedures are followed for maintaining the integrity of the system data. The completeness and accuracy of case management systems are dependent on the commitment of the management of each United States Attorney's Office.

STRATEGIC GOAL 2: Prevent Crime, Enforce Federal Laws, and Represent the Rights and Interests of the American People

67% of OBDs Net Costs support this Goal.

STRATEGIC OBJECTIVE 2.1: Strengthen partnerships for safer communities and enhance the Nation's capacity to prevent, solve, and control crime.

STRATEGIC OBJECTIVE 2.4: Reduce the threat, trafficking, use, and related violence of illegal drugs.

STRATEGIC OBJECTIVE 2.6: Uphold the civil and Constitutional rights of all Americans.

STRATEGIC OBJECTIVE 2.7: Vigorously enforce and represent the interests of the United States in all matters over which the Department has jurisdiction.

STRATEGIC OBJECTIVE 2.8: Protect the integrity and ensure the effective operation of the Nation's bankruptcy system.

Successfully Litigate Cases

Background/Program Objectives: Representing the rights and interests of the American people is a top priority for the Department of Justice. Among the DOJ components sharing responsibilities to achieve this goal are the Executive Office of the U.S. Attorneys, the Antitrust, Civil, Civil Rights, Criminal, Environment and Natural Resources and Tax Divisions.

There are 94 U.S. Attorney Offices located throughout the United States and its territories. Each U.S. Attorney serves as the chief federal law enforcement officer within his or her judicial district and, as such, is responsible for the prosecution of criminal cases brought by the federal government; the litigation and defense of civil cases in which the United States is a party; the handling of criminal and civil appellate cases before United States Courts of Appeal; and the collection of civil and criminal debts and restitutions owed the federal government which are administratively uncollectable.

Additionally, the Department has litigators that specialize in the areas of: preserving a competitive market structure; defending the public fisc against unwarranted claims; protecting civil rights; enforcing federal civil and criminal statutes; safeguarding the environment; and administering internal revenue laws.

The Antitrust Division (ATR) promotes and protects economic competition through enforcing and providing guidance on antitrust laws and principles. These laws apply to virtually all industries and to every level of business, including manufacturing, transportation, distribution, and marketing.

The Civil Division (CIV) defends challenges to Congressional statutes, Presidential actions, national security issues, benefit programs, and energy policies; pursues violators of immigration and consumer protection laws; and handles thousands of affirmative and defensive cases with billions of dollars at issue related to accident and liability claims, natural disasters and other unprecedented events, and commercial issues such as bankruptcy, contract disputes, banking, insurance, patents, fraud, and debt collection.

The Civil Rights Division (CRT) enforces federal statutes prohibiting discrimination in education, employment, credit, housing, public accommodations and facilities, conditions of confinement in state and locally operated institutions, national origin, voting, and certain federally funded and conducted programs. Additionally, CRT enforces criminal civil rights responsibilities for human trafficking and involuntary servitude statutes, acts of racial, ethnic or religious violence, "color of law" offenses by local and federal law enforcement officials, and conspiracies to interfere with federally protected rights.

The Criminal Division (CRM) develops, enforces, and supervises the application of all federal criminal laws (except those specifically assigned to other divisions). The mission of the Criminal Division is to identify and

respond to critical and emerging national and international criminal threats, and to lead the enforcement, regulatory, and intelligence communities in a coordinated, nationwide response to reduce those threats. The Division engages in several functions vital to achieving its mission: investigating and prosecuting significant criminal cases and matters; providing expert legal advice and training; providing critical law enforcement tools (i.e., Title III wiretaps); and forging global law enforcement partnerships.

The Environment and Natural Resources Division (ENRD) brings cases against those who violate the nation's civil and criminal pollution-control and wildlife protection laws. Additionally, the Division defends environmental challenges to government programs and activities and represents the U.S. in matters concerning the stewardship of the nation's natural resources and public lands. In addition, the Division litigates cases concerning Indian rights and claims.

And finally, the Tax Division's (TAX) mission is to enforce the nation's tax laws fully, fairly, and consistently, through both criminal and civil litigation, in order to promote voluntary compliance with the tax laws, maintain public confidence in the integrity of the tax system, and promote the sound development of the law.

Performance Measure: Percent of Cases Favorably Resolved

FY 2010 Target:

Criminal Cases: 90%

Civil Cases: 80%

FY 2010 Actual:

Criminal Cases: 94%

Civil Cases: 85%

Discussion of FY 2010 Results: The collaboration of the U.S. Attorneys' Offices in each of the FBI's Mortgage Fraud Task Forces and Working Groups, together with the targeted mortgage fraud training provided at the National Advocacy Center resulted in significant accomplishments. For example, in the Northern District of Georgia, Edward William Farley, was sentenced to 25 years in federal prison on charges of bank fraud and conspiracy involving mortgage fraud, a real estate investment "Ponzi" scheme with over 100 victims, a check-kiting scheme, and bankruptcy fraud. As a result of the defendant's lies and manipulations, the lenders lost millions of dollars in this flip scheme. In an example of investment fraud, in the Southern District of Florida, Scott Rothstein was sentenced to 50 years in prison in connection with the operation of a \$1.2 billion Ponzi scheme through his defunct law firm Rothstein Rosenfeldt and Adler, P.A (RRA). At the time of his guilty plea, Rothstein had agreed to forfeit \$1.2 billion, including 24 pieces of real property, numerous luxury cars, boats, and other vessels, jewelry, sports memorabilia, business interests, bank accounts, and more. In a health care fraud settlement in the Eastern District of Pennsylvania, Novartis Pharmaceuticals Corporation (NPC) will pay \$422.5 million for off-label drug marketing. Criminal information was filed against NPC for the off-label marketing of the anti-epileptic drug Trileptal. In a separate civil settlement agreement, NPC agreed to pay the United States and participating states \$237.5 million, plus interest, to settle allegations that it caused invalid claims for payment for Trileptal, Diovan, Tekturna, Exforge, Sandostatin, and Zelnorm to be submitted to government programs such as Medicare, Medicaid, TRICARE, and the Federal Employees Health Benefits Program.

The Criminal Division prosecuted and achieved favorable dispositions in FY 2010 in cases covering a wide range of complex case law. Examples of this work include the successful resolution of a long-running investigation of Credit Suisse AG for its efforts to help sanctioned countries avoid U.S. banking regulations (resulting in the forfeiture of \$536 million, representing the largest forfeiture ever entered against an entity for violations of what's known as the International Emergency Economic Powers Act); the sentencing of a MS-13 gang leader to life in prison for racketeering offenses including the murder of a witness; the indictment of 18 defendants and 95 defendants who pleaded guilty in healthcare fraud cases.

The Antitrust Division assessed \$554.8 million in criminal fines in FY 2010 against antitrust violators. The Division's investigations into the liquid crystal display panel and air transportation industries yielded significant fines which help to fund the Department's Crime Victims Fund. In addition, the Division continued its Economic Recovery Initiative efforts to provide nationwide training and public outreach to ensure successful results from the implementation of the American Recovery and Reinvestment Act of 2009. On the civil side, the Division was successful in protecting competition and U.S. consumers by challenging proposed mergers and agreements in areas as diverse as entertainment event ticketing, digital e-books, credit and debit card networks, and air transportation.

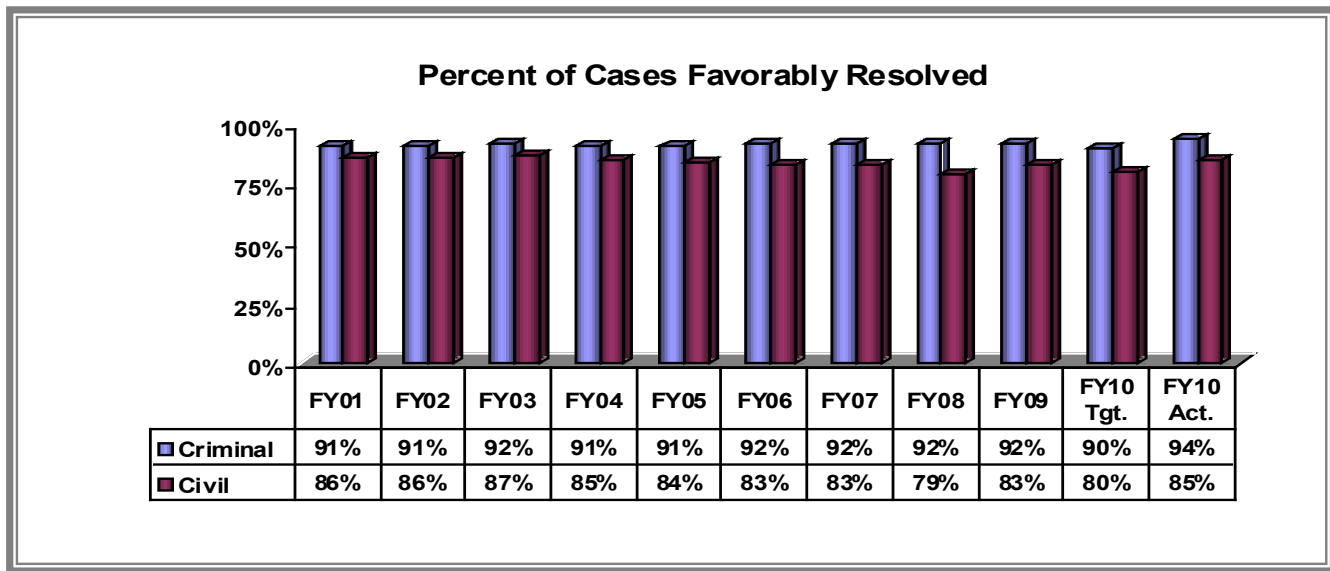
The Civil Division exceeded its target by defeating billions of dollars in unmeritorious claims, in addition to the successful defense of suits filed against the government as a result of the government's policies, laws, and involvement in commercial activities, domestic and foreign operations and entitlement programs, as well as law enforcement initiatives, military actions, and counterterrorism efforts. The Division also pursued affirmative litigation, bringing suits on behalf of the United States, which resulted in the return of nearly three billion dollars to the Treasury, Medicare, and other entitlement programs.

The Civil Rights Division has made significant strides in fulfilling its mission to vigorously enforce the civil rights of all Americans. The cornerstone of this effort is the Division's commitment to fair, vigorous, and evenhanded enforcement of all of the laws within its authority, including: in the wake of the foreclosure crisis, CRT substantially increased efforts to enforce the fair lending laws, including through the establishment of a new fair lending unit, and obtained a \$6.1 million settlement with AIG subsidiaries resolving allegations of discrimination against African-American borrowers—the largest fair lending settlement ever secured by DOJ; filed 52 Fair Housing Act (FHA) lawsuits and entered into 54 consent decrees, including the largest monetary settlement of rental discrimination claims DOJ has ever obtained under the FHA; vigorously enforced the Supreme Court's 1999 decision in *Olmstead v. L.C.*, which prohibits the unnecessary institutionalization of people with disabilities; robustly implemented the Project Civic Access (PCA) initiative, a wide-ranging effort to ensure that all public facilities and programs in cities, counties, towns, and villages throughout the United States are accessible to people with disabilities; obtained significant settlements affecting thousands of institutionalized inmates and youth in juvenile justice facilities, including a landmark settlement of conditions in one of the largest jails in the country; opened more than 80 investigations under the newly enacted Hate Crimes Prevention Act, filed record numbers of labor trafficking cases including cases of unprecedented scope and impact, and filed numerous cases alleging police abuse and other official misconduct; and promoted the expeditious resolution of service members' employment discrimination complaints through the Uniformed Services Employment and Reemployment Rights Act (USERRA) fast-track program.

The Environment and Natural Resources Division made significant progress in addressing civil litigating activities involving the enforcement of environmental statutes such as the Comprehensive Environmental Response, Compensation, and Liability Act. Specifically, the Division secured the largest recovery ever of funds for hazardous waste cleanup and environmental restoration through the bankruptcy reorganization of American Smelting and Refining Company LLC, known as ASARCO. The Company and its predecessors operated in the mining, milling, and smelting industries for more than 100 years, leaving a legacy of environmental contamination at more than 80 sites in 19 states. ASARCO's 2005 bankruptcy is the largest environmental bankruptcy in history, in terms of both number of sites and the amount of the company's liability. The ASARCO reorganization plan includes total payments of \$1.67 billion to the United States, various trusts, and 14 different states. Much of the money paid to the U.S. will be placed in special accounts in the Superfund for the Environmental Protection Agency to pay for future cleanup work. It also will be placed into accounts at the Departments of Agriculture and the Interior to pay for natural resource restoration.

The Tax Division continues to work hand-in-hand with the Internal Revenue Service (IRS) to combat the serious problem of non-compliance with our tax laws by US taxpayers using secret offshore accounts – a problem that a 2008 Senate report concluded costs the US Treasury at least \$100 billion annually. As part of the deferred prosecution agreement the Tax Division negotiated in 2009 with UBS AG, Switzerland's largest bank, as well as a 2009 agreement negotiated among the US, UBS, and the Swiss government to settle a civil

summons enforcement proceeding brought by the Tax Division, the IRS is receiving, from UBS and from the Swiss, account information about thousands of the most significant tax cheats among the US taxpayers who maintain secret Swiss bank accounts. The prosecution results so far have been encouraging: To date, approximately 150 grand jury investigations of UBS clients have been initiated, six cases have been charged and are awaiting trial, 12 guilty pleas have been entered and a number of facilitators who helped clients hide assets offshore have been indicted. In addition, grand jury investigations have been opened into six additional offshore banks across the world. Moreover, the IRS credits these two agreements with prompting a huge increase in the number of taxpayers – nearly 18,000 in the past year, in contrast to fewer than 100 in a typical year – who have “come in from the cold” and voluntarily disclosed to the IRS their previously hidden foreign accounts and who have also agreed to pay hundreds of millions of dollars to the US Treasury.



Data Definition: Cases favorably resolved include those cases that resulted in court judgments favorable to the government, as well as settlements. For merger cases, favorably resolved data includes: abandoned mergers, mergers “fixed,” or mergers with consent decrees. Non-merger cases favorably resolved also includes instances where practices changed after the investigation and complaints filed with consent decrees. The data set includes non-appellate cases closed during the fiscal year.

Data Collection and Storage: Data are currently captured within each component’s automated case management system and companion interface systems. Representatives from each component providing data for this measure have been participating in a working group to build a litigation case management system (LCMS) to collect and manage case information. Until LCMS is implemented, the following information about this measure should be noted. Currently, cases worked on by more than one component are included in the totals from CRM, CRT, ENRD, and EOUSA. Also, the court’s disposition date is used for reporting purposes for ATR, CIV, CRM, CRT, and ENRD; however, EOUSA and TAX use the date it is entered into their current case management system. Additionally, CIV counts at the party level; CRM, ENRD, and EOUSA count cases at the defendant level; CRT and TAX count Civil and Criminal cases. Lastly, ATR includes Criminal, Civil Merger, and Civil Non-Merger; ENRD includes affirmative, defensive, criminal, and condemnation cases in their totals.

Data Validation and Verification: Each component implements their individual methodology for verifying data; however, in general, case listings and reports are reviewed by attorney managers for data completeness and accuracy on a routine basis. Batch data analysis and ad hoc reviews are also conducted.

Data Limitations: Data quality suffers from the lack of a single DOJ case management system and a standardized methodology for capturing case related data. Due to the inherent variances in data collection and management, cases may refer to cases or individuals. In addition, due to reporting lags, case closures for any given year may be under or over-reported. To remedy these issues, the Department is developing a LCMS to standardize methodologies between the components and capture and store data in a single database. Actual data are not available due to technical and policy improvements that were not implemented until FY 2003. Lastly, EOUSA data does not include information for the month of September 2005 for the Eastern District of Louisiana due to Hurricane Katrina.

Reduce Drug Availability

Background/Program Objectives: The Department focuses its drug law enforcement efforts on reducing the availability of drugs by disrupting and dismantling the largest drug trafficking organizations and related money laundering networks operating internationally and domestically, including those on the Attorney General's Consolidated Priority Organization Target (CPOT) List. The first CPOT List was issued in September 2002 and is reviewed and updated bi-annually. The List identifies the most significant international drug trafficking and money laundering organizations and those primarily responsible for the nation's drug supply. The Attorney General has designated the Organized Crime Drug Enforcement Task Force (OCDETF) Program as the centerpiece of DOJ's drug supply reduction strategy. The Program coordinates multi-agency and multi-jurisdictional investigations targeting the most serious drug trafficking threats. The OCDETF Program is responsible for coordinating the annual formulation of the CPOT list. The OCDETF Program functions through the efforts of the United States Attorneys; elements of the Department's Criminal Division; the investigative, intelligence, and support staffs of the Drug Enforcement Administration; the Federal Bureau of Investigation; the Bureau of Alcohol, Tobacco, Firearms and Explosives; the U.S. Marshals Service; U.S. Immigration and Customs Enforcement; the U.S. Coast Guard; and the Internal Revenue Service. The OCDETF agencies also partner with numerous State and local law enforcement agencies.

The goal of each OCDETF investigation is to determine connections among related investigations nationwide in order to identify and dismantle the entire structure of the drug trafficking organizations, from international supply and national transportation cells, to regional and local distribution networks. A major emphasis of the Department's drug strategy is to disrupt the traffickers' financial dealings and to dismantle the financial infrastructure that supports these organizations. The OCDETF Program has the greatest impact upon the flow of drugs through this country when it successfully incapacitates the entire drug network by targeting and prosecuting its leadership and seizing the profits that fund continued operations.

Performance Measure: CPOT-Linked Drug Trafficking Organizations Disrupted and Dismantled

FY 2010 Target:

Dismantled: 149

Disrupted: 281

FY 2010 Actual:

Dismantled: 176

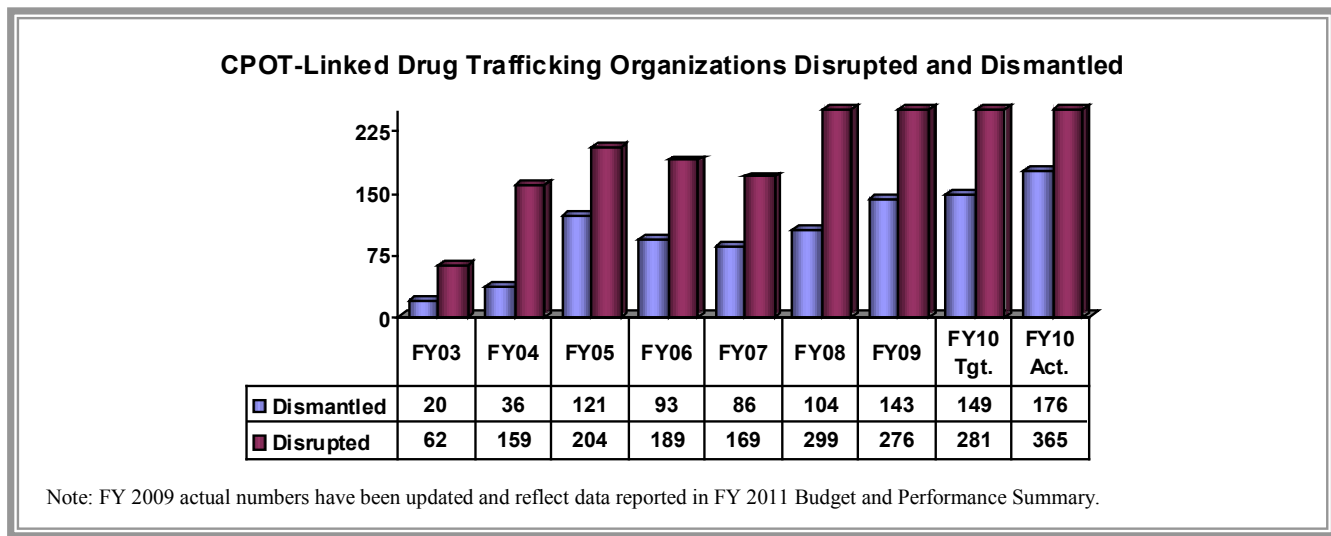
Disrupted: 365

Discussion of FY 2010 Results: The Department achieved unprecedented results during FY 2010 in dismantling and disrupting CPOT-linked drug trafficking organizations. The Department dismantled 176 CPOT-linked organizations in FY 2010, exceeding its target by 18%. This is a 23% increase over the 143 dismantled in FY 2009, the highest number reported prior to FY 2010. The Department disrupted 365 CPOT-linked organizations in FY 2010, exceeding its target by 30%. This is a 33% increase over the 274 reported in FY 2009 and a 22% increase over the 299 reported in FY 2008, the highest number reported prior to FY 2010.

During FY 2010, in addition to making important gains against CPOT-linked organizations, the Department continued to achieve significant successes against the CPOTs themselves. These results against CPOT targets have included the dismantlement of a dangerous Colombian drug kingpin who ruled a vast drug empire and moved millions of dollars worth of cocaine and heroin intended for the United States and Europe and disruptions to leadership of the Sinaloa Cartel, Los Zetas, a significant global heroin drug trafficker in Afghanistan known to fund the terrorist activities of the Taliban, and a major Jamaican Narcotic trafficker. Law enforcement activity targeting these CPOTs involved

complex and coordinated intelligence driven investigations, with the exceptional cooperation of U.S. law enforcement agencies and international governments.

The Department's FY 2010 unprecedented successes dismantling or disrupting 541 CPOT-linked drug trafficking organizations, a 29% increase over the 419 dismantled or disrupted in FY 2009, the highest number reported prior to FY 2010, as well as the significant enforcement actions against CPOTs themselves have resulted in keeping multi-ton quantities of illegal drugs such as cocaine, heroin, marijuana and methamphetamine from ever entering the United States.



Data Definition: An organization is considered linked to a CPOT, if credible evidence exists of a nexus between the primary investigative target and a CPOT target, verified associate, or component of the CPOT organization. Disrupted means impeding the normal and effective operation of the targeted organization, as indicated by changes in the organizational leadership and/or changes in methods of operation. Dismantled means destroying the organization's leadership, financial base, and supply network such that the organization is incapable of reconstituting itself.

Data Collection and Storage: For this measure, OCDETF reviews all of the cases worked by FBI and DEA. When there are cases that both agencies work, they are counted as one case in the consolidated numbers reported here in the OBD MD&A and the Department's Performance and Accountability Report. This procedure is in place to prevent double counting in Department-level reports.

Investigations may be linked to a CPOT organization at any time during the investigation. Once the link is verified, a specific code or other identifier is assigned to the investigation. Accordingly, data on this performance measure may lag behind actual identification of the link by the investigative agency. The investigation is tracked as "CPOT-linked" by the agency and within the OCDETF Management Information System.

Data Validation and Verification: The CPOT List is updated semi-annually. Each OCDETF agency has an opportunity to nominate targets for addition to/deletion from the List. Nominations are considered by the CPOT Working Group (made up of mid-level managers from the participating agencies). Based upon the Working Group's recommendations, the OCDETF Operations Chiefs decide which organizations will be added to/deleted from the CPOT List.

Once a CPOT is added to the List, OCDETF investigations can be linked to that organization. The links are reviewed and confirmed by OCDETF field managers using the OCDETF Fusion Center, agency databases, and intelligence information. Field recommendations are reviewed by the OCDETF Executive Office. In

instances where a link is not fully substantiated, the sponsoring agency is given the opportunity to follow-up. Ultimately, the OCDETF Executive Office "un-links" any investigation for which sufficient justification has not been provided. When evaluating disruptions/dismantlements of CPOT-linked organizations, OCDETF verifies reported information with the investigating agency's headquarters.

Data Limitations: Investigations of CPOT-level organizations are complex and time-consuming, and the impact of disrupting/dismantling such a network may not be apparent immediately. In fact, data may lag behind enforcement activity. For example, a CPOT-linked organization may be disrupted in one FY and subsequently dismantled in a later year when law enforcement permanently destroys the organization's ability to operate.

Performance Measure: DISCONTINUED MEASURE: DOJ's Reduction in the Supply of Drugs Available for Consumption in The U.S.

FY 2010 Target: Progress toward establishing baseline

FY 2010 Actual: See Discussion of FY 2010 Results

Discussion of FY 2010 Results: The Department will no longer report on this measure. Measuring reduction in the drug supply is a complex process because supply reduction is a reflection of a number of factors. Drug seizures, eradication efforts, precursor chemical interdictions, cash and asset seizures, increased border/transportation security, international military operations, social and political forces, climatic changes, and even natural disasters all impact the drug supply at any given time. The Department's strategy focuses on incapacitating entire drug networks by targeting their leaders for arrest and prosecution, by disgorging the profits that fund the continuing drug operations, and by eliminating the international supply sources. Although the Department's efforts ultimately have a lasting impact upon the flow of drugs in the United States, it is not possible to confidently gauge base amounts for the supply of illegal drugs available for consumption in the United States in order to estimate a valid reduction percentage due to the numerous factors involved. Therefore, the Department is no longer planning to report the percentage amount of its reduction of the supply of illegal drugs available for consumption in the United States.

Provide Oversight to the Bankruptcy Process

Background/Program Objectives: The U.S. Trustee Program (USTP) was established nationwide (except in North Carolina and Alabama) in 1986 to separate the administrative functions from the judicial responsibilities of the bankruptcy courts and to bring accountability to the bankruptcy system. The USTP protects and preserves the integrity of the bankruptcy system by ensuring that parties comply with the law and that bankruptcy estate assets are properly handled. The USTP appoints Trustees who serve as fiduciaries for bankruptcy estates and administer cases filed under Chapter 7 and Chapter 13. The U.S. Trustee regulates and monitors the activities of these private trustees and ensures their compliance with fiduciary standards. To promote the effectiveness of the bankruptcy system and maximize the return to creditors, the Department targets and reports the percent of assets/funds returned to creditors.

Performance Measure: Percent of Assets/Funds Returned to Creditors for Chapter 7 and Chapter 13

FY 2009 Target: Chapter 7: 58%
Chapter 13: 86%

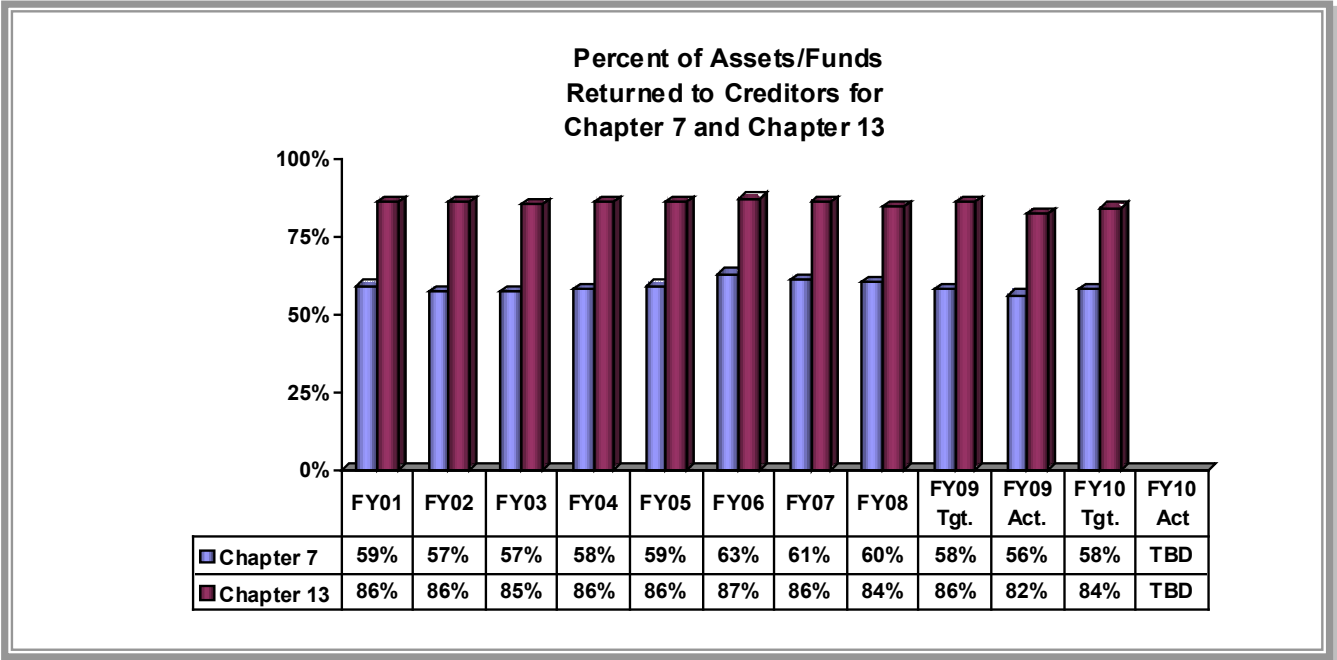
FY 2009 Actual: Chapter 7: 56%
Chapter 13: 82%

FY 2010 Target: Chapter 7: 58%
Chapter 13: 84%

FY 2010 Actual: Data will not be available until FY 2011 because of the need to audit data submitted by private trustees prior to reporting.

Discussion of FY 2010 Results: The USTP's goal is to return to creditors the maximum amount possible, recognizing that certain legitimate expenses must be paid, and that returning 100 percent of assets will never be possible. Funds not distributed may include private trustee compensation, professional fees and costs associated with administering the bankruptcy case. These costs directly impact on the amount of assets that are available to be returned.

The USTP periodically reviews and reevaluates its performance targets and the Program's efforts toward reaching them. Beginning in FY 2008, the percentage of assets returned to creditors for chapter 13 bankruptcy filings was increased to 86% to reflect a more aggressive target. The actual percentage of funds returned to creditors was 84.2% in FY 2008 and 82% in FY 2009. A detailed analysis revealed that the lower percentage of assets returned is due to a decrease in assets available for disbursement while fees paid to debtor attorneys increased by approximately 15% over FY 2008, reducing amounts that otherwise could be distributed to creditors. The increased attorney fees account for the majority of the decrease in the amount available for distribution to creditors. Upon reevaluation of this measure, the target for FY 2010 and subsequent years was revised to 84%, reflecting a more realistic percentage of returns.



Data Definition: Chapter 7 bankruptcy proceedings are those where assets that are not exempt from creditors are collected and liquidated (reduced to money). Chapter 7 percentages are calculated by dividing the disbursements to secured creditors, priority creditors, and unsecured creditors by the total disbursements for the fiscal year. In Chapter 13 cases, debtors repay all or a portion of their debts over a three to five year period. Chapter 13 percentages are based on the Chapter 13 audited annual reports by dividing the disbursements to creditors by the total Chapter 13 disbursements.

Data Collection and Storage: The data are collected on an annual or semi-annual basis. For Chapter 7 cases, the USTP receives trustee distributions reports as part of the Final Account on each Chapter 7 case closed during the year. The Chapter 7 data are aggregated on a nationwide basis and reported twice a year in January and July. Chapter 13 data are gathered from the standing Chapter 13 trustees' annual reports on a fiscal year basis.

Data Validation and Verification: Data on these annual reports are self-reported by the trustees. However, each trustee must sign the reports certifying their accuracy. In Chapter 7 cases, independent auditors periodically review the annual reports, in addition to the USTP's on-site field examinations. Additionally, USTP Field Office staff review the trustee distribution reports. The Field Office and Executive Office staff performs spot checks on the audited reports to ensure that the coding for the distributions is accurate. They also verify whether there have been any duplicate payments. Finally, the USTP conducts biannual performance reviews for all Chapter 7 trustees. In Chapter 13 cases, independent auditors must audit each report. This indirectly provides an incentive for trustees to accurately report data. In addition, the Executive Office staff reviews the combined distribution spreadsheet to ensure that the amounts stated coincide with what is reported in the audit reports.

Data Limitations: Out-year performance cannot be accurately projected, as the USTP has no reliable method of calculating the disbursements of future bankruptcy cases. Additionally, data are not available until January (Chapter 7) and April (Chapter 13) following the close of the fiscal year because of the need to audit data submitted by private trustees prior to reporting.

Improve Criminal Justice System Capabilities

Background/Program Objectives: The principle mission of the Office on Violence Against Women (OVW) is to provide federal leadership in developing the nation's capacity to reduce violence against women through the implementation of the Violence Against Women Act (VAWA). OVW administers financial and technical assistance to communities around the country that are creating and enhancing programs, policies, and practices aimed at ending sexual assault, domestic violence, dating violence, and stalking.

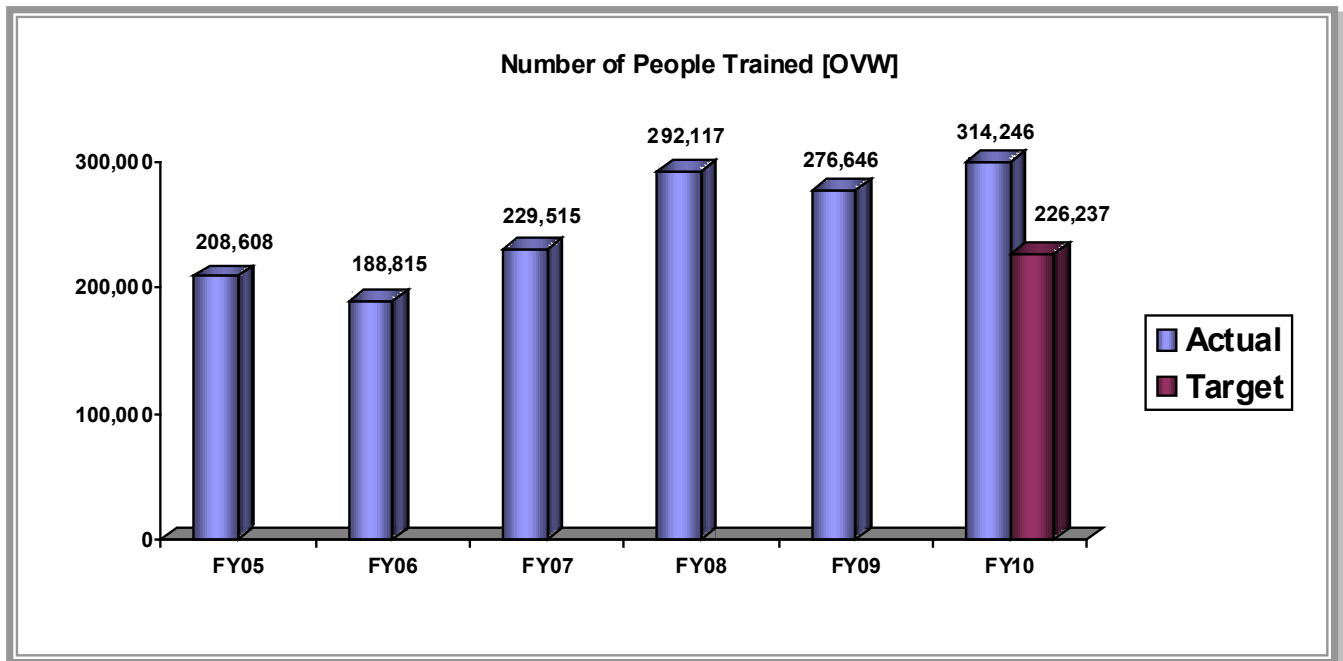
The VAWA was designed to improve criminal justice responses to sexual assault, domestic violence, dating violence, and stalking and to increase the availability of services for victims of these crimes. The VAWA requires a coordinated community response to violence against women encouraging jurisdictions to bring together a diverse group of individuals and organizations to share information and to use their distinct roles to improve community responses to these crimes. The group often includes: victim advocates, police officers, prosecutors, judges, probation and corrections officials, health care professionals, leaders within faith communities, survivors of violence against women, and others. The federal law takes a comprehensive approach to fighting violence against women – combining new penalties to prosecute offenders with programs to aid victims of such violence.

Performance Measure: Number of people trained (to improve responses to crimes of sexual assault, domestic violence, dating violence, and/or stalking)

FY 2010 Target: 226,237

FY 2010 Actual Performance: 314,246

Discussion of FY 2010 Results: OVW exceeded its target for the number of people trained to improve responses to crimes of sexual assault, domestic violence, dating violence, and/or stalking.



Data Definition: Training is defined as providing information on sexual assault, dating violence, domestic violence, and stalking that enables a person to improve their response to victims/survivors as it relates to their role in the system. Training is not an educational presentation or prevention education. Education means providing general information that will increase public awareness of sexual assault, dating violence, domestic violence, and stalking. Some examples of education include: presentations to community groups, men's

groups, parents/guardians, victims/survivors etc. Students, community members, and victims are not reported as people trained, since they are not professionals responding to victims. All OVW grantees and subgrantees who provide training must report to OVW the number of OVW funded staff members trained or any trainings supported by OVW funding. OVW-funded staff attending training events are not counted in this number.

Data Collection and Storage: Data are collected through semi-annual and annual subgrantee progress reports and on-site monitoring. Data are stored in OVW office files and in computer files. The training population includes law enforcement officers, victim advocates, attorneys, prosecutors, judges and court personnel, corrections officers, and other multi-disciplinary professionals.

Data Validation and Verification: The OVW validates and verifies performance measures through a review of progress reports submitted by grantees, telephone contacts, and on-site monitoring of grantee performance by grant managers. Beginning in February 2007, this measure was updated to reflect information submitted to the Office of Management and Budget for program assessment. Previously, the measure was split between the trainings performed by discretionary grantees versus formula program grantees. The updated measure is OVW-wide (across all programs).

Data Limitations: Data are collected through grantee and sub-grantee progress reports which cause data to lag one year. The time lag is due to the number of steps involved in the data collection and data cleaning and analyzing process. First, grantees submit their progress report data (semi-annually for all discretionary grant programs or annually for the Stop Violence Against Women Formula Grant and the Sexual Assault Services Program after each reporting period [due 30 days after the reporting period for discretionary programs and 90 days after the reporting period for the STOP Formula grant program]). In most six-month periods, OVW will receive over 1,000 progress reports. Reports are reviewed by OVW Program Specialists for completeness, accuracy, and whether the grantee is meeting the goals and objectives of the grant project. If questions arise regarding the report, the grantee is contacted for clarification or additional information. This step takes 60 days. After OVW approval of all the reports, the Office of Justice Program prepares and transfers the bulk data to the University of Maine, Muskie School. (In 2001, OVW entered into a cooperative agreement with the Muskie School of Public Service's Catherine E. Cutler Institute for Child and Family Policy [the Muskie School] to develop and implement state-of-the-art reporting tools to capture the effectiveness of VAWA grant funding. The Muskie School handles the data collection, data cleaning, and data analysis of all grantee and subgrantee reports). The Muskie School then takes a few months to clean and analyze this raw data for each grant program. The data reported above is the latest clean data available, calendar year January-December 2009.

Support Community Policing Initiatives

Background/Program Objectives: The Office of Community Oriented Policing Services (COPS) was established in 1994 to assist law enforcement agencies in enhancing public safety through the implementation of community policing strategies. The resources offered by the COPS Office to state, local, and tribal law enforcement agencies strengthen partnerships for safer communities and increase the capacity of agencies to prevent, solve, and control crime through the implementation of community policing strategies. COPS Office community policing resources and initiatives can be grouped into two primary lines of business: Advancing Community Policing through Grant Resources; and Advancing Community Policing through Knowledge Resources.

The Advancing Community Policing through Grant Resources line of business provides law enforcement agencies with grant resources focused on increasing the capacity of those agencies to implement community policing strategies. These strategies are focused on the three primary elements of community policing: 1) developing community/law enforcement partnerships; 2) developing problem-solving and innovative approaches to crime issues; and 3) implementing organizational change to build and strengthen community policing infrastructure. COPS grant funding has provided state, local, and tribal law enforcement agencies with grants for equipment, technology, officers, and training. Since 1994, COPS grant programs have provided funding to over 13,000 of the nation's 18,000 law enforcement agencies.

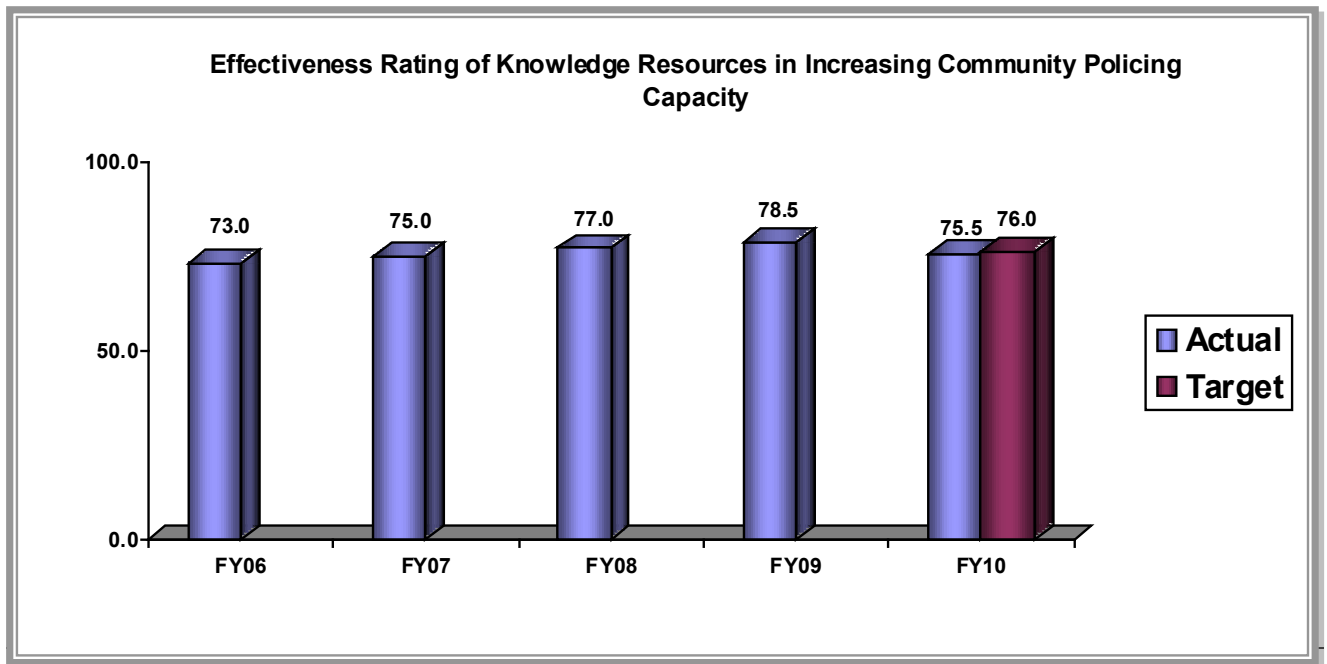
Similarly, the Advancing Community Policing through Knowledge Resources line of business provides law enforcement agencies as well as other customers (i.e., community groups, non-profit organizations, academics, etc.) with knowledge resources focused on increasing the capacity of law enforcement agencies to implement community policing strategies within the three primary elements of community policing. The knowledge resources that are developed and distributed by the COPS Office include training, technical assistance, publications, webcasts podcasts, conferences and roundtables, best practices that are disseminated through conference participation and trade press articles, and findings from program evaluations. These knowledge resources assist in preparing officers and their departments to meet challenges by using community policing strategies, as well as promoting collaboration between law enforcement and communities to solve problems locally.

Performance Measure: Effectiveness rating of COPS resources in increasing community policing capacity

FY 2010 Target: 76

FY 2010 Actual Performance: 75.5

Discussion of FY 2010 Results: The COPS Office narrowly missed the target for FY 2010. The lower than expected results for COPS resources can be attributed to the responses for Publication Resources. We are currently redesigning our products to include a Pocket Guide that may more closely meet our customer's needs. In FY 2011, the COPS Office will conduct two new surveys for training and publications. This will not only allow us to match the outcomes to a specific publication, but provide more discrete data to inform our understanding of the annual survey results. In addition, the results will guide enhancements to our product design process.



Data Definition: Content-based knowledge resources include publication products (i.e., Problem Oriented Policing guides for police, toolkits, white papers, program evaluations, etc.). Event-based knowledge resources include training (classroom and web-based), technical assistance, community policing conferences, roundtables, etc. A knowledge resource recipient is any customer that receives a content-based knowledge resource product from the COPS Office or attends a knowledge resource event.

Data Collection and Storage: The COPS Office, through the Federal Consulting Group, has asked the CFI Group, a third party independent research firm, to conduct a survey to determine how COPS knowledge resources have increased the capacity of customers to implement community policing strategies. The effectiveness rating is on a scale of 0 to 100 points with 100 being the highest rating. Law enforcement personnel who received training and technical assistance from COPS sponsored training providers within 4 to 6 months before the survey is conducted and law enforcement personnel who ordered COPS knowledge products/publications in the 6 months prior to the survey are included in the survey sample. The data is collected online and stored electronically.

Data Validation and Verification: The data collected is validated electronically as well as by the personnel from the independent research firm. The research firm completes a comprehensive statistical analysis of the survey data and sample sizes to ensure that the data provided to the COPS Office is both accurate and reliable.

Data Limitations: The data is collected annually in July and the final survey results are provided to the COPS Office by the end of August. The only potential data limitation would be a low response rate to the survey. Thus far, the COPS Office has received a high response rate to the survey.

STRATEGIC GOAL 3: Ensure the Fair and Efficient Administration of Justice

29% of OBDs Net Costs support this Goal.

STRATEGIC OBJECTIVE 3.3: Provide for the safe, secure, and humane confinement of detained persons awaiting trial and/or sentencing and those in the custody of the Federal Prison System.

STRATEGIC OBJECTIVE 3.5: Adjudicate all immigration cases promptly and impartially in accordance with due process.

Provide for the Safe, Secure, and Humane Confinement of Detainees

Background/Program Objectives: The mandate of the Office of the Federal Detention Trustee (OFDT) is to manage resource allocations, exercise financial supervision of detention operations, and set government-wide detention policy. OFDT has overall management and responsibility for federal detention services relating to the detention of federal prisoners in the custodial jurisdiction of the U.S. Marshals Service (USMS).

Costs begin at the time a prisoner is brought into USMS custody and extend through termination of the criminal proceeding and/or commitment to the Bureau of Prisons (BOP). Detention bed space for federal detainees is acquired as effectively and efficiently as possible through: (1) federal detention facilities, where the government pays for construction and operation of the facility through the BOP; (2) Intergovernmental Agreements (IGA) with State and local jurisdictions who have excess prison/jail bed capacity and where a daily rate is paid for the use of the bed; and, (3) private jail facilities where a daily rate is paid.

In recent years, DOJ has not been able to rely as much on IGAs and federal facilities to meet the surge in the detention population as State and local governments are increasingly using their facilities for their own detention requirements. With space unavailable in areas where more federal bed-space is needed, DOJ has increasingly turned to the private sector.

Ensuring safe, secure, and humane confinement for federal detainees is critically important. To address the variance between federal; State and local government; and privately owned and managed facilities, the federal Performance-Based Detention Standards were developed. To ensure compliance, federal contract vehicles are written or modified to reflect federal Performance-Based Detention Standards with private contractor performance compensation based on their ability to demonstrate compliance. The comprehensive Quality Assurance Review Program provides various methodologies for assessing a facility's operations to ensure that the safe, secure, and humane confinement criteria are met, as well as addressing Congress' concerns for public safety as it relates to violent prisoners (e.g., Interstate Transportation of Dangerous Criminals Act, also known as Jenna's Act).

Performance Measure: Per Day Jail Costs

FY 2010 Target: \$70.98

FY 2010 Actual: \$70.59

Discussion of FY 2010 Results: Performance was in line with expectation. There were no anomalies that caused increases in the per diem rate.



Data Definition: Per Day Jail Cost is actual price paid (over a 12-month period) by the USMS to house federal prisoners in non-federal detention facilities. Average price paid is weighted by actual day usage at individual detention facilities.

Data Collection and Storage: Data describing the actual price charged by State, local, and private detention facility operators is maintained by the USMS in their Prisoner Tracking System (PTS) and it is updated on an as-needed, case-by-case basis when rate changes are implemented. Rate information for specific facilities is maintained by USMS headquarters staff. For those private facilities where OFDT has a direct contract for bed space, the effective per diem is calculated using information obtained from OFDT’s Procurement Division. In conjunction with daily reports to OFDT of prisoners housed, OFDT compiles reports describing the price paid for non-federal detention space on a weekly and monthly basis. Data are reported on both district and national levels.

Data Validation and Verification: Data reported to OFDT are validated and verified against monthly reports describing district-level jail utilization and housing costs prepared by the USMS. For direct contracts, contract terms are verified by OFDT Procurement staff.

Data Limitations: The only limitation is ensuring that USMS district level input into PTS occurs in a timely and correct manner.

Adjudicate Immigration Cases Promptly and Impartially

Background/Program Objectives: The Executive Office for Immigration Review (EOIR) is an independent agency with jurisdiction over various immigration matters relating to the Department of Homeland Security (DHS), aliens, and other parties. EOIR comprises three adjudicating components: the Board of Immigration Appeals (BIA), the Office of the Chief Immigration Judge, including the immigration courts, and the Office of the Chief Administrative Hearing Officer. EOIR’s mission is to be the best administrative tribunal possible, rendering timely, fair, and well-considered decisions in the cases brought before it. EOIR’s ability to achieve its mission is critical to the guarantee of justice and due process in immigration proceedings, and public confidence in the timeliness and quality of EOIR adjudications. Included in this context are the timely grants of relief from removal in meritorious cases, the expeditious removal of criminal and other inadmissible aliens where no relief is available. To assure mission focus, EOIR has identified adjudication priorities and set specific time frames for most of its proceedings. These priorities include court cases involving criminal and other detained aliens, and adjudicative time frames for all detained appeals filed with the BIA. These targets are related to percentages of cases actually completed.

Performance Measure: Percent of EOIR Priority Cases Completed Within Established Time Frames

FY 2010 Target: 85% for IHP and detained immigration court cases and 90% for detained appeals

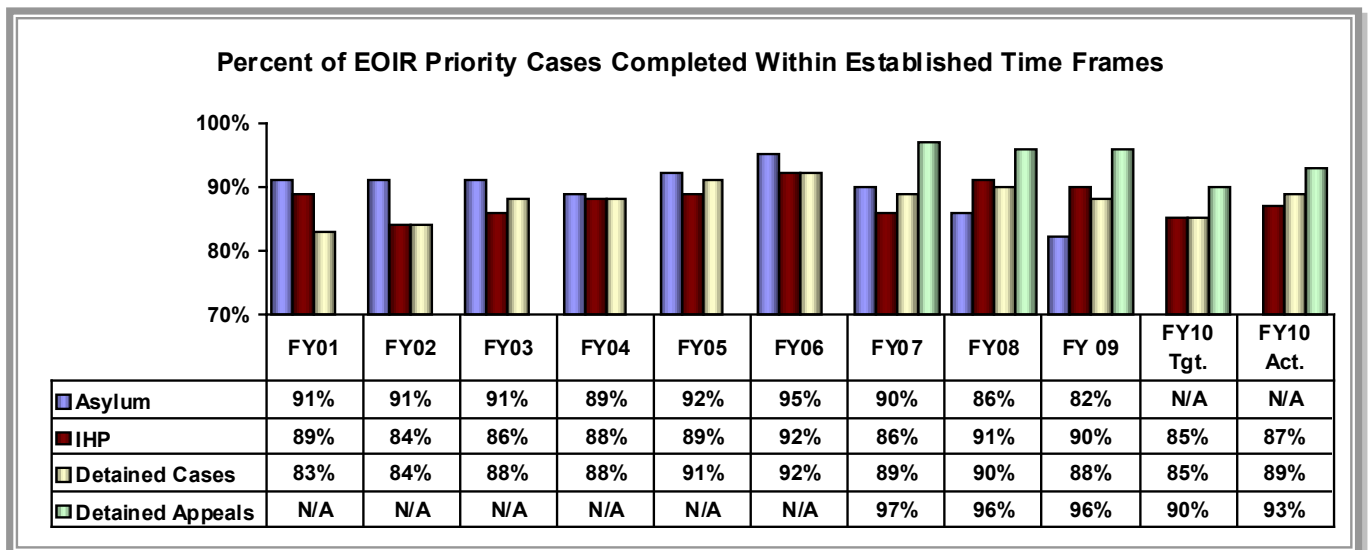
FY 2010 Actual:

Immigration Court Institutional Hearing Program Cases Completed Prior to Release from Incarceration: 87%

Immigration Court Detained Cases Completed Within 60 Days: 89%

BIA Detained Appeals Completed Within 150 Days: 93%

Discussion of FY 2010 Results: Through careful management of EOIR’s resources, the agency exceeded all three of its goals for FY 2010. As part of the Department’s high priority performance goal initiative, EOIR has placed its focus on hiring immigration judges so that the agency is able to continue to meet its large detained caseload. EOIR also used video conferencing when appropriate to handle the detained immigration court docket, including Institutional Hearing Program cases. The BIA also continued to manage its resources carefully to ensure that it exceeded its goal of completing 90 percent of detained appeals within 150 days. EOIR will continue to look at innovative ways to manage its detained docket, including close coordination with DHS.



Data Definition: The EOIR has defined its priority caseload as two types of immigration court cases (Institutional Hearing Program, and detained cases) and one type of Board of Immigration Appeals case (detained appeals). The Institutional Hearing Program (IHP) is a collaborative effort between EOIR, DHS and various federal, State, and local corrections agencies. The program permits immigration judges to hold removal hearings inside correctional institutions prior to the alien completing his or her criminal sentence. Detained aliens are those in the custody of DHS or other entities.

Data Collection and Storage: Data are collected from the Case Access System for EOIR (CASE), a nationwide case-tracking system at the trial and appellate levels.

Data Validation and Verification: All data entered by courts nationwide are instantaneously transmitted and stored at EOIR headquarters, which allows for timely and complete data. Data are verified by on-line edits of data fields. Headquarters and field office staff have manuals that list the routine daily, weekly, and monthly reports that verify data. Data validation is also performed on a routine basis through data comparisons between EOIR and DHS databases.

Data Limitations: None known at this time.

Performance Measure: DISCONTINUED MEASURE: Immigration Court Expedited Asylum Cases Completed Within 180 Days

FY 2010 Target: N/A

FY 2010 Actual: N/A

Discussion of FY 2010 Results: At the end of FY 2009, EOIR discontinued this measure. The agency shifted its highest priority to the detained caseload. These cases are the highest priority for EOIR because individuals involved in these proceedings are being detained at the expense of the United States government.

ANALYSIS OF SYSTEMS, CONTROLS, AND LEGAL COMPLIANCE

Internal Control Program

The OBDs management continues to support and commit resources to Departmental component internal review programs. The objective of the OBDs internal control program is to provide reasonable assurance that operations are effective, efficient, and comply with applicable laws and regulations; financial reporting is reliable; and assets are safeguarded against waste, loss, and unauthorized use. OBDs management identifies issues of concern through a strong network of oversight councils and internal review teams. These include the Justice Management Division's (JMD) Internal Review and Evaluation Office and Quality Control and Compliance Group and the Executive Office of United States Attorneys' Evaluation and Review Staff. OBDs management also considers reports issued by the Office of the Inspector General (OIG) in its evaluation of internal control.

The OBDs internal control has significantly improved through the corrective actions implemented by management. The OBDs commitment to accountability, transparency, and compliance with applicable laws and regulations is evidenced by efforts to establish reasonable controls, make sound determinations on corrective actions, and verify and validate the results. For example, on a quarterly basis, OBDs components review and certify their obligations to the JMD Finance Staff and report on their financial operations, systems, and controls. This commitment is further evidenced by the many control improvements and significant actions taken by Departmental leadership in response to OMB initiatives and OIG recommendations.

MANAGEMENT ASSURANCES

Federal Managers' Financial Integrity Act of 1982

The Federal Managers' Financial Integrity Act (FMFIA or Integrity Act) requires federal agencies to establish systems of internal accounting and administrative controls, conduct ongoing evaluations of the adequacy of these systems, and report annually on the effectiveness of controls protecting the integrity of federal programs (as required by FMFIA Section 2) and whether financial management systems conform to related requirements (as required by FMFIA Section 4).

The objectives of the Integrity Act are to provide reasonable assurance that obligations and costs are in compliance with applicable laws; funds, property, and other assets are safeguarded against waste, loss, unauthorized use, or misappropriation; and revenues and expenditures are properly recorded and accounted for to maintain accountability over the assets.

Guidance for implementing the Integrity Act is provided through OMB Circular A-123, "*Management's Responsibility for Internal Control*." In addition to requiring agencies to provide an assurance statement on the effectiveness of programmatic internal controls and conformance with financial management systems requirements, OMB Circular A-123 requires agencies to provide an assurance statement on the effectiveness of internal control over financial reporting. To provide these assurances to the President, the Attorney General depends on information from component heads regarding their component's internal controls.

FMFIA Assurance Statement

The OBDs management is responsible for establishing and maintaining effective internal controls and financial management systems that meet the objectives of FMFIA. In accordance with OMB Circular A-123, OBDs management conducted its annual assessment of the effectiveness of internal controls to support effective and efficient programmatic operations and compliance with applicable laws and regulations (FMFIA Section 2) and whether financial management systems conform to government-wide requirements (FMFIA

Section 4). Based on the results of the assessment for the period ended September 30, 2010 OBDs management provides reasonable assurance that the OBDs met the objectives of FMFIA. The assessment did not identify any material weaknesses required to be reported under FMFIA Section 2, nor did the assessment identify any non-conformances required to be reported under FMFIA Section 4.

In accordance with Appendix A of OMB Circular A-123, OBDs management conducted its assessment of the effectiveness of internal control over financial reporting, which included the safeguarding of assets and compliance with applicable laws and regulations. Based on the results of this assessment for the period ended June 30, 2010 OBDs management provides reasonable assurance that the OBDs internal control over financial reporting was operating effectively, and no material weaknesses were found in the design or operation of the controls.

Financial Systems and Controls

The Financial Management Information System (FMIS2) is the official automated financial system for the OBDs. The system, which is a certified and accredited financial management system, supports the full range of financial management requirements, including the general ledger function, budget execution, travel, credit card purchases, and third-party and Treasury payments. The FMIS2 supports centralized and decentralized vendor and travel processing and conforms to Federal core financial system requirements. The FMIS2 includes security access control tables and table monitoring reports, an automated FMIS2 user identification re-certification process, and electronic funds transfer banking monitoring reports.

Legal Compliance

Federal Financial Management Improvement Act of 1996

The Federal Financial Management Improvement Act of 1996 (FFMIA) was designed to improve federal financial and program managers' accountability, provide better information for decision-making, and improve the efficiency and effectiveness of federal programs. The FFMIA requires agencies to have financial management systems that substantially comply with federal financial management systems requirements, applicable federal accounting standards, and the U.S. Standard General Ledger at the transaction level. The Federal Information Security Management Act (FISMA) states that to be substantially compliant with FFMIA, there are to be no significant deficiencies (as defined by FISMA) in information security policies, procedures, or practices.

FFMIA Compliance Determination

During FY 2010, OBDs management assessed its financial management systems for compliance with FFMIA and determined that they are substantially compliant. Management based this determination on the results of FISMA reviews and testing performed for OMB Circular A-123, Appendix A. Consideration was also given to issues identified in the audit of the FY 2010 OBDs financial statements.

POSSIBLE FUTURE EFFECTS OF EXISTING EVENTS AND CONDITIONS

The Department's leadership is committed to ensuring its programs and activities will continue to be targeted to meeting the dynamic demands of the changing legal, economic, and technological environments of the future.

Immigration Enforcement

- As the Department of Homeland Security hires additional border patrol agents, the numbers of illegal immigrants and criminal smugglers detained for attempting to cross the border will undoubtedly increase. Increased apprehension will in turn require increased Department resources to account for the additional detainees. EOIR in particular would require additional immigration judges to keep pace with the increased caseload, and area U.S. Attorneys' offices could also see increased prosecution caseloads.

Technology

- Advances in high-speed telecommunications, computers, and other technologies are creating new opportunities for criminals, new classes of crimes, and new challenges for law enforcement.

Economy

- Possible increases in consumer debt may affect bankruptcy filings.
- Increase role for the Department in the federal financial recovery effort through criminal and civil litigation.
- The interconnected nature of the world's economy is increasing opportunities for criminal activity, including money laundering, white-collar crime, and alien smuggling.

Government

- Changes in the fiscal posture or policies of State and local governments could have dramatic effects on the capacity of State and local governments to remain effective law enforcement partners.

Globalization

- Issues of criminal and civil justice increasingly transcend national boundaries, require the cooperation of foreign governments, and involve treaty obligations, multinational environment and trade agreements, and other foreign policy concerns.

Social-Demographic

- The numbers of adolescents and young adults, now the most crime-prone segment of the population, are expected to grow rapidly over the next several years.

The Unpredictable

- Changes in federal laws may affect responsibilities and workload.
- Much of the litigation caseload is defensive. The OBDs have little control over the number, size, and complexity of the civil lawsuits they must defend.
- Response to unanticipated natural disasters and their aftermath may require the Department to divert resources in an effort to deter, investigate, and prosecute disaster-related federal crimes such as charity fraud, insurance fraud, and other crimes.

OTHER MANAGEMENT INFORMATION, INITIATIVES, AND ISSUES

The American Recovery and Reinvestment Act of 2009

- OBDs received approximately \$1.2 billion in funding under the American Recovery and Reinvestment Act of 2009. OBDs are fully committed to ensuring that the funds received are expended responsibly and in a transparent manner to further job creation, economic recovery, and other purposes of the Act. Below is a chart showing appropriations, obligations, and outlays by component as of September 30, 2010:

Component	Appropriation Amount	Obligations	Outlays
OVW	\$ 225,563,910	\$ 223,384,303	\$ 71,218,060
COPS	\$ 1,002,506,265	\$ 1,002,263,702	\$ 140,730,444
OIG	\$ 2,000,000	\$ -	\$ -
OBDs Total	\$ 1,230,070,175	\$ 1,225,648,005	\$ 211,948,504

LIMITATIONS OF THE FINANCIAL STATEMENTS

- The financial statements have been prepared to report the financial position and results of operations of OBDs components, pursuant to the requirements of 31 U.S.C. 3515(b).
- While the financial statements have been prepared from the books and records of the OBDs in accordance with the U.S. generally accepted accounting principles for federal entities and the formats prescribed by OMB, the financial statements are in addition to the financial reports used to monitor and control budgetary resources which are prepared from the same books and records.
- The financial statements should be read with the realization that they are for a component of the U.S. Government, a sovereign entity.

This page intentionally left blank.

Independent Auditors' Reports

This page intentionally left blank.



KPMG LLP
2001 M Street, NW
Washington, DC 20036-3389

Independent Auditors' Report on Financial Statements

Inspector General
U.S. Department of Justice

Chief Financial Officer
Offices, Boards and Divisions
U.S. Department of Justice

We have audited the accompanying consolidated balance sheets of the U.S. Department of Justice Offices, Boards and Divisions (OBDs) as of September 30, 2010 and 2009, and the related consolidated statements of net cost and changes in net position, and the combined statements of budgetary resources and custodial activity (hereinafter referred to as "consolidated financial statements") for the years then ended. These consolidated financial statements are the responsibility of the OBDs' management. Our responsibility is to express an opinion on these consolidated financial statements based on our audits.

We conducted our audits in accordance with auditing standards generally accepted in the United States of America; the standards applicable to financial audits contained in *Government Auditing Standards*, issued by the Comptroller General of the United States; and Office of Management and Budget (OMB) Bulletin No. 07-04, *Audit Requirements for Federal Financial Statements*, as amended. Those standards and OMB Bulletin No. 07-04 require that we plan and perform the audits to obtain reasonable assurance about whether the consolidated financial statements are free of material misstatement. An audit includes consideration of internal control over financial reporting as a basis for designing audit procedures that are appropriate in the circumstances, but not for the purpose of expressing an opinion on the effectiveness of the OBDs' internal control over financial reporting. Accordingly, we express no such opinion. An audit also includes examining, on a test basis, evidence supporting the amounts and disclosures in the consolidated financial statements, assessing the accounting principles used and significant estimates made by management, as well as evaluating the overall consolidated financial statement presentation. We believe that our audits provide a reasonable basis for our opinion.

In our opinion, the consolidated financial statements referred to above present fairly, in all material respects, the financial position of the U.S. Department of Justice Offices, Boards and Divisions as of September 30, 2010 and 2009, and its net costs, changes in net position, budgetary resources, and custodial activity for the years then ended in conformity with U.S. generally accepted accounting principles.

The information in the *Management's Discussion and Analysis* and *Required Supplementary Information* sections is not a required part of the consolidated financial statements, but is supplementary information required by U.S. generally accepted accounting principles. We have applied certain limited procedures, which consisted principally of inquiries of management regarding the methods of measurement and presentation of this information. However, we did not audit this information and, accordingly, we express no opinion on it.



Independent Auditors' Report on Financial Statements
Page 2

In accordance with *Government Auditing Standards*, we have also issued our reports dated November 4, 2010, on our consideration of the OBDs' internal control over financial reporting and our tests of its compliance with certain provisions of laws, regulations, contracts, and grant agreements and other matters. The purpose of those reports is to describe the scope of our testing of internal control over financial reporting and compliance and the results of that testing, and not to provide an opinion on the internal control over financial reporting or on compliance. Those reports are an integral part of an audit performed in accordance with *Government Auditing Standards* and should be read in conjunction with this report in assessing the results of our audits.

KPMG LLP

November 4, 2010



KPMG LLP
2001 M Street, NW
Washington, DC 20036-3389

Independent Auditors' Report on Internal Control over Financial Reporting

Inspector General
U.S. Department of Justice

Chief Financial Officer
Offices, Boards and Divisions
U.S. Department Justice

We have audited the consolidated balance sheets of the U.S. Department of Justice Offices, Boards and Divisions (OBDs) as of September 30, 2010 and 2009, and the related consolidated statements of net cost and changes in net position, and the combined statements of budgetary resources and custodial activity (hereinafter referred to as "consolidated financial statements") for the years then ended, and have issued our report thereon dated November 4, 2010.

We conducted our audits in accordance with auditing standards generally accepted in the United States of America; the standards applicable to financial audits contained in *Government Auditing Standards*, issued by the Comptroller General of the United States; and Office of Management and Budget (OMB) Bulletin No. 07-04, *Audit Requirements for Federal Financial Statements*, as amended. Those standards and OMB Bulletin No. 07-04 require that we plan and perform the audits to obtain reasonable assurance about whether the consolidated financial statements are free of material misstatement.

The management of the OBDs is responsible for establishing and maintaining effective internal control. In planning and performing our fiscal year 2010 audit, we considered the OBDs' internal control over financial reporting by obtaining an understanding of the OBDs' internal control, determining whether internal controls had been placed in operation, assessing control risk, and performing tests of controls as a basis for designing our auditing procedures for the purpose of expressing our opinion on the consolidated financial statements, but not for the purpose of expressing an opinion on the effectiveness of the OBDs' internal control over financial reporting. Accordingly, we do not express an opinion on the effectiveness of the OBDs' internal control over financial reporting. We did not test all internal controls relevant to operating objectives as broadly defined by the *Federal Managers' Financial Integrity Act of 1982*.

A deficiency in internal control exists when the design or operation of a control does not allow management or employees, in the normal course of performing their assigned functions, to prevent, or detect and correct misstatements on a timely basis. A material weakness is a deficiency, or a combination of deficiencies, in internal control such that there is a reasonable possibility that a material misstatement of the entity's financial statements will not be prevented, or detected and corrected on a timely basis.

Our consideration of internal control over financial reporting was for the limited purpose described in the third paragraph of this report and was not designed to identify all deficiencies in internal control over financial reporting that might be deficiencies, significant deficiencies, or material weaknesses. In our fiscal



Independent Auditors' Report on Internal Control over Financial Reporting
Page 2

year 2010 audit, we did not identify any deficiencies in internal control over financial reporting that we consider to be material weaknesses, as defined above.

The Exhibit presents the status of the prior year's finding and recommendation.

This report is intended solely for the information and use of the OBDs' management, the U.S. Department of Justice Office of the Inspector General, OMB, the U.S. Government Accountability Office, and the U.S. Congress and is not intended to be and should not be used by anyone other than these specified parties.

KPMG LLP

November 4, 2010

EXHIBIT

STATUS OF PRIOR YEAR'S FINDING AND RECOMMENDATION

As required by *Government Auditing Standards* issued by the Comptroller General of the United States, and by OMB Bulletin No. 07-04, *Audit Requirements for Federal Financial Statements*, as amended, we have reviewed the status of prior year's finding and recommendation. The following table provides our assessment of the progress the OBDs has made in correcting the previously identified significant deficiency. We also provide the Office of the Inspector General report number where the deficiency was reported, our recommendation for improvement, and the status of the recommendation as of the end of fiscal year 2010.

Report	Significant Deficiency	Recommendation	Status
Annual Financial Statement Fiscal Year 2009 Report No. 10-12	Weaknesses exist in the identification of economic factors in funding analysis	Recommendation No. 1: Incorporate into their year-end financial statement review process an analysis of the effect changes in the current economic environment have on funds unique and material to the OBDs and their potential financial statement impact.	Completed

This page intentionally left blank.



KPMG LLP
2001 M Street, NW
Washington, DC 20036-3389

Independent Auditors' Report on Compliance and Other Matters

Inspector General
U.S. Department of Justice

Chief Financial Officer
Offices, Boards and Divisions
U.S. Department of Justice

We have audited the consolidated balance sheets of the U.S. Department of Justice Offices, Boards and Divisions (OBDs) as of September 30, 2010 and 2009, and the related consolidated statements of net cost and changes in net position, and the combined statements of budgetary resources and custodial activity (hereinafter referred to as "consolidated financial statements") for the years then ended, and have issued our report thereon dated November 4, 2010.

We conducted our audits in accordance with auditing standards generally accepted in the United States of America; the standards applicable to financial audits contained in *Government Auditing Standards*, issued by the Comptroller General of the United States; and Office of Management and Budget (OMB) Bulletin No. 07-04, *Audit Requirements for Federal Financial Statements*, as amended. Those standards and OMB Bulletin No. 07-04 require that we plan and perform the audit to obtain reasonable assurance about whether the consolidated financial statements are free of material misstatement.

The management of the OBDs is responsible for complying with laws, regulations, contracts, and grant agreements applicable to the OBDs. As part of obtaining reasonable assurance about whether the OBDs' fiscal year 2010 consolidated financial statements are free of material misstatement, we performed tests of the OBDs' compliance with certain provisions of laws, regulations, contracts, and grant agreements, noncompliance with which could have a direct and material effect on the determination of the consolidated financial statement amounts, and certain provisions of other laws and regulations specified in OMB Bulletin No. 07-04, including the provisions referred to in Section 803(a) of the *Federal Financial Management Improvement Act of 1996* (FFMIA). We limited our tests of compliance to the provisions described in the preceding sentence, and we did not test compliance with all laws, regulations, contracts, and grant agreements applicable to the OBDs. However, providing an opinion on compliance with those provisions was not an objective of our audit, and accordingly, we do not express such an opinion.

The results of our tests of compliance described in the preceding paragraph of this report, exclusive of those referred to in FFMIA, disclosed no instances of noncompliance or other matters that are required to be reported herein under *Government Auditing Standards* or OMB Bulletin No. 07-04.

The results of our tests of FFMIA disclosed no instances in which the OBDs' financial management systems did not substantially comply with the (1) Federal financial management system requirements, (2) applicable Federal accounting standards, and (3) application of the United States Government Standard General Ledger at the transaction level.



Independent Auditors' Report on Compliance and Other Matters
Page 2

This report is intended solely for the information and use of the OBDs' management, the U.S. Department of Justice Office of the Inspector General, OMB, the U.S. Government Accountability Office, and the U.S. Congress and is not intended to be and should not be used by anyone other than these specified parties.

KPMG LLP

November 4, 2010

**Principal Financial Statements
and Related Notes**

See Independent Auditors' Report on Financial Statements

**U. S. Department of Justice
Offices, Boards and Divisions
Consolidated Balance Sheets
As of September 30, 2010 and 2009**

Dollars in Thousands	2010	2009
ASSETS (Note 2)		
Intragovernmental		
Fund Balance with U.S. Treasury (Note 3)	\$ 5,825,079	\$ 4,900,344
Investments, Net (Note 5)	270,271	215,149
Accounts Receivable, Net (Note 6)	291,193	334,297
Other Assets (Note 9)	134,244	199,351
Total Intragovernmental	6,520,787	5,649,141
Cash and Monetary Assets (Note 4)	46	46
Accounts Receivable, Net (Note 6)	19,769	10,144
Inventory and Related Property, Net (Note 7)	106	120
General Property, Plant and Equipment, Net (Note 8)	231,301	183,139
Advances and Prepayments	8,225	6,907
Total Assets	\$ 6,780,234	\$ 5,849,497
LIABILITIES (Note 10)		
Intragovernmental		
Accounts Payable	\$ 306,300	\$ 347,723
Accrued Federal Employees' Compensation Act Liabilities	9,265	8,973
Custodial Liabilities (Note 18)	329,588	133,796
Other Liabilities (Note 12)	569,083	178,149
Total Intragovernmental	1,214,236	668,641
Accounts Payable	363,569	329,785
Accrued Grant Liabilities	147,652	109,498
Actuarial Federal Employees' Compensation Act Liabilities	50,022	47,504
Accrued Payroll and Benefits	128,797	114,220
Accrued Annual and Compensatory Leave Liabilities	183,120	178,265
Contingent Liabilities (Note 13)	4,738	-
Radiation Exposure Compensation Act Liabilities (Note 19)	541,784	343,835
Other Liabilities (Note 12)	118,879	104,446
Total Liabilities	\$ 2,752,797	\$ 1,896,194
NET POSITION		
Unexpended Appropriations - Earmarked Funds (Note 14)	\$ 19,585	\$ 22,207
Unexpended Appropriations - All Other Funds	3,979,216	3,782,236
Cumulative Results of Operations - Earmarked Funds (Note 14)	171,475	119,668
Cumulative Results of Operations - All Other Funds	(142,839)	29,192
Total Net Position	\$ 4,027,437	\$ 3,953,303
Total Liabilities and Net Position	\$ 6,780,234	\$ 5,849,497

The accompanying notes are an integral part of these financial statements.

**U. S. Department of Justice
Offices, Boards and Divisions
Consolidated Statements of Net Cost
For the Fiscal Years Ended September 30, 2010 and 2009**

Dollars in Thousands

	FY	Gross Costs			Less: Earned Revenues			Net Cost of Operations (Note 15)
		Intra-governmental	With the Public	Total	Intra-governmental	With the Public	Total	
Goal 1	2010	\$ 82,443	\$ 277,500	\$ 359,943	\$ 90,793	\$ 19,439	\$ 110,232	\$ 249,711
	2009	\$ 86,405	\$ 254,215	\$ 340,620	\$ 98,711	\$ 15,388	\$ 114,099	\$ 226,521
Goal 2	2010	1,799,980	3,963,457	5,763,437	563,603	404,621	968,224	4,795,213
	2009	1,840,475	3,424,889	5,265,364	556,405	308,702	865,107	4,400,257
Goal 3	2010	1,535,834	734,095	2,269,929	141,722	39,082	180,804	2,089,125
	2009	1,478,170	678,466	2,156,636	166,974	31,940	198,914	1,957,722
Total	2010	<u>\$ 3,418,257</u>	<u>\$ 4,975,052</u>	<u>\$ 8,393,309</u>	<u>\$ 796,118</u>	<u>\$ 463,142</u>	<u>\$ 1,259,260</u>	<u>\$ 7,134,049</u>
	2009	<u>\$ 3,405,050</u>	<u>\$ 4,357,570</u>	<u>\$ 7,762,620</u>	<u>\$ 822,090</u>	<u>\$ 356,030</u>	<u>\$ 1,178,120</u>	<u>\$ 6,584,500</u>

Goal 1 Prevent Terrorism and Promote the Nation's Security
Goal 2 Prevent Crime, Enforce Federal Laws, and Represent the Rights and Interests of the American People
Goal 3 Ensure the Fair and Efficient Administration of Justice

The accompanying notes are an integral part of these financial statements

**U. S. Department of Justice
Offices, Boards and Divisions
Consolidated Statements of Changes in Net Position
For the Fiscal Year Ended September 30, 2010**

Dollars in Thousands

	2010		
	Earmarked Funds	All Other Funds	Total
Unexpended Appropriations			
Beginning Balances	\$ 22,207	\$ 3,782,236	\$ 3,804,443
Budgetary Financing Sources			
Appropriations Received	90,312	7,220,403	7,310,715
Appropriations Transferred-In/Out	-	(209,609)	(209,609)
Other Adjustments	(9,001)	(40,750)	(49,751)
Appropriations Used	(83,933)	(6,773,064)	(6,856,997)
Total Budgetary Financing Sources	(2,622)	196,980	194,358
Unexpended Appropriations	\$ 19,585	\$ 3,979,216	\$ 3,998,801
Cumulative Results of Operations			
Beginning Balances	\$ 119,668	\$ 29,192	\$ 148,860
Budgetary Financing Sources			
Appropriations Used	83,933	6,773,064	6,856,997
Nonexchange Revenues	319	-	319
Transfers-In/Out Without Reimbursement	-	75,097	75,097
Other Financing Sources			
Transfers-In/Out Without Reimbursement	-	(81,783)	(81,783)
Imputed Financing from Costs Absorbed by Others (Note 16)	1,301	161,894	163,195
Total Financing Sources	85,553	6,928,272	7,013,825
Net Cost of Operations	(33,746)	(7,100,303)	(7,134,049)
Net Change	51,807	(172,031)	(120,224)
Cumulative Results of Operations	\$ 171,475	\$ (142,839)	\$ 28,636
Net Position	\$ 191,060	\$ 3,836,377	\$ 4,027,437

The accompanying notes are an integral part of these financial statements.

U. S. Department of Justice
Offices, Boards and Divisions
Consolidated Statements of Changes in Net Position (continued)
For the Fiscal Year Ended September 30, 2009

Dollars in Thousands

	2009		
	Earmarked Funds	All Other Funds	Total
Unexpended Appropriations			
Beginning Balances	\$ 44,902	\$ 2,669,214	\$ 2,714,116
Budgetary Financing Sources			
Appropriations Received	125,076	7,787,138	7,912,214
Appropriations Transferred-In/Out	-	(261,192)	(261,192)
Other Adjustments	-	(109,426)	(109,426)
Appropriations Used	(147,771)	(6,303,498)	(6,451,269)
Total Budgetary Financing Sources	(22,695)	1,113,022	1,090,327
Unexpended Appropriations	\$ 22,207	\$ 3,782,236	\$ 3,804,443
Cumulative Results of Operations			
Beginning Balances	\$ 79,733	\$ 139,314	\$ 219,047
Budgetary Financing Sources			
Appropriations Used	147,771	6,303,498	6,451,269
Nonexchange Revenues	233	-	233
Transfers-In/Out Without Reimbursement	-	89,948	89,948
Other Budgetary Financing Sources	-	(100,000)	(100,000)
Other Financing Sources			
Transfers-In/Out Without Reimbursement	-	(88,381)	(88,381)
Imputed Financing from Costs Absorbed by Others (Note 16)	1,244	160,000	161,244
Total Financing Sources	149,248	6,365,065	6,514,313
Net Cost of Operations	(109,313)	(6,475,187)	(6,584,500)
Net Change	39,935	(110,122)	(70,187)
Cumulative Results of Operations	\$ 119,668	\$ 29,192	\$ 148,860
Net Position	\$ 141,875	\$ 3,811,428	\$ 3,953,303

The accompanying notes are an integral part of these financial statements.

U. S. Department of Justice
Offices, Boards and Divisions
Combined Statements of Budgetary Resources
For the Fiscal Years Ended September 30, 2010 and 2009

Dollars in Thousands	2010	2009
Budgetary Resources		
Unobligated Balance, Brought Forward, October 1	\$ 653,984	\$ 651,099
Recoveries of Prior Year Unpaid Obligations	225,639	252,846
Budget Authority		
Appropriations Received	7,589,965	8,203,630
Spending Authority from Offsetting Collections		
Earned		
Collected	2,135,632	1,845,846
Change in Receivables from Federal Sources	(44,709)	142,149
Change in Unfilled Customer Orders		
Advance Received	7,520	13,671
Without Advance from Federal Sources	92,950	16,972
Subtotal Budget Authority	9,781,358	10,222,268
Nonexpenditure Transfers, Net, Anticipated and Actual	(134,512)	(171,244)
Permanently not Available	(50,303)	(209,438)
Total Budgetary Resources (Note 17)	\$ 10,476,166	\$ 10,745,531
Status of Budgetary Resources		
Obligations Incurred		
Direct	\$ 7,327,826	\$ 7,999,433
Reimbursable	2,218,387	2,092,114
Total Obligations Incurred (Note 17)	9,546,213	10,091,547
Unobligated Balance - Available		
Apportioned	667,416	450,832
Unobligated Balance not Available	262,537	203,152
Total Status of Budgetary Resources	\$ 10,476,166	\$ 10,745,531
Change in Obligated Balance		
Obligated Balance, Net - Brought Forward, October 1		
Unpaid Obligations	\$ 4,771,602	\$ 3,271,864
Less: Uncollected Customer Payments from Federal Sources	746,533	587,412
Total Unpaid Obligated Balance, Net - Brought Forward, October 1	4,025,069	2,684,452
Obligations Incurred, Net	9,546,213	10,091,547
Less: Gross Outlays	9,217,715	8,338,963
Less: Recoveries of Prior Year Unpaid Obligations, Actual	225,639	252,846
Change in Uncollected Customer Payments from Federal Sources	(48,241)	(159,121)
Obligated Balance, Net - End of Period		
Unpaid Obligations	4,874,461	4,771,602
Less: Uncollected Customer Payments from Federal Sources	794,774	746,533
Total Unpaid Obligated Balance, Net - End of Period	\$ 4,079,687	\$ 4,025,069
Net Outlays		
Gross Outlays	\$ 9,217,715	\$ 8,338,963
Less: Offsetting Collections	2,143,152	1,859,517
Less: Distributed Offsetting Receipts (Note 17)	691,754	287,073
Total Net Outlays (Note 17)	\$ 6,382,809	\$ 6,192,373

The accompanying notes are an integral part of these financial statements.

**U. S. Department of Justice
Offices, Boards and Divisions
Combined Statements of Custodial Activity
For the Fiscal Years Ended September 30, 2010 and 2009**

Dollars in Thousands	2010	2009
Revenue Activity		
Sources of Cash Collections		
Delinquent Federal Civil Debts as Required by the Federal Debt Recovery Act of 1986	\$ 4,789,655	\$ 2,884,775
Fines, Penalties and Restitution Payments - Criminal	33,004	22,959
Miscellaneous	81	108
Total Custodial Revenue	<u>4,822,740</u>	<u>2,907,842</u>
Disposition of Collections		
Transferred to Federal Agencies		
U.S. Department of Agriculture	(84,620)	(92,073)
U.S. Department of Commerce	(1,725)	(771)
U.S. Department of the Interior	(283,244)	(25,059)
U.S. Department of Justice	(510,634)	(123,787)
U.S. Department of Labor	(3,537)	(528)
U.S. Postal Service	(6,762)	(4,435)
U.S. Department of State	(199)	-
U.S. Department of the Treasury	(571,742)	(294,619)
Office of Personnel Management	(46,636)	(19,833)
National Credit Union Administration	-	(470)
Federal Communications Commission	(2,693)	(9,773)
Social Security Administration	(3,558)	(982)
Smithsonian Institution	(209)	(8)
U.S. Department of Veterans Affairs	(35,068)	(28,710)
General Services Administration	(4,008)	(116,631)
Securities and Exchange Commission	(2)	(4)
Federal Deposit Insurance Corporation	(42)	(1,958)
Railroad Retirement Board	(143)	(335)
Tennessee Valley Authority	-	(4,207)
Environmental Protection Agency	(720,010)	(223,334)
U.S. Department of Transportation	(765)	(1,357)
U.S. Department of Homeland Security	(30,872)	(17,169)
Agency for International Development	(2,155)	-
Small Business Administration	(5,360)	(5,332)
U.S. Department of Health and Human Services	(1,528,861)	(1,367,320)
National Aeronautics and Space Administration	(2,859)	(2,957)
Export-Import Bank of the United States	(4,704)	-
U.S. Department of Housing and Urban Development	(25,985)	(18,347)
U.S. Department of Energy	(2,281)	(4,065)
U.S. Department of Education	(63,002)	(18,003)
Independent Agencies	(54,493)	(54,916)
U.S. Department of Defense	(112,640)	(113,023)
Transferred to the Public	(391,304)	(329,816)
(Increase)/Decrease in Amounts Yet to be Transferred	(210,225)	55,779
Refunds and Other Payments	(10,627)	(622)
Retained by the Reporting Entity	<u>(101,775)</u>	<u>(83,177)</u>
Net Custodial Activity (Note 18)	<u>\$ -</u>	<u>\$ -</u>

The accompanying notes are an integral part of these financial statements.

U.S. Department of Justice
Offices, Boards and Divisions
Notes to the Financial Statements
(Dollars in Thousands, Except as Noted)

Note 1. Summary of Significant Accounting Policies

A. Reporting Entity

The Offices, Boards and Divisions (OBDs) are comprised of thirty-seven enforcement, litigating and policy-making components with a variety of missions and programs. Included among these components are the following:

Offices

Office of the Attorney General
Office of the Deputy Attorney General
Office of the Associate Attorney General
Office of the Solicitor General
Office of Legal Counsel
Office of Legislative Affairs
Office of Professional Responsibility
Office of Legal Policy
Office of Public Affairs
Office of the Pardon Attorney
Office of the Inspector General
Community Relations Service
Executive Office for U.S. Attorneys (EOUSA)
U.S. Attorneys
Office of Dispute Resolution
INTERPOL – U.S. National Central Bureau
Executive Office for Immigration Review
Executive Office for U.S. Trustees (EOUST)
Office of Intergovernmental and Public Liaison
Office of Information Policy
Office of Community Oriented Policing Services (COPS)
National Drug Intelligence Center
Office of the Federal Detention Trustee
Professional Responsibility Advisory Office
Office on Violence Against Women
Executive Office for Organized Crime Drug Enforcement Task Forces
Office of Tribal Justice

Boards

U.S. Parole Commission
Foreign Claims Settlement Commission

Divisions

Antitrust Division
Civil Division
Civil Rights Division
Criminal Division
Environment and Natural Resources Division
Tax Division
Justice Management Division (JMD)
(including the Working Capital Fund)
National Security Division

U.S. Department of Justice
Offices, Boards and Divisions
Notes to the Financial Statements
(Dollars in Thousands, Except as Noted)

B. Basis of Presentation

These financial statements have been prepared from the books and records of the OBDs in accordance with United States generally accepted accounting principles issued by the Federal Accounting Standards Advisory Board (FASAB) and presentation guidelines in the Office of Management and Budget (OMB) Circular A-136, “*Financial Reporting Requirements*.” These financial statements are different from the financial reports prepared pursuant to OMB directives, which are used to monitor and control the use of the OBDs’ budgetary resources. To ensure that the OBDs financial statements are meaningful at the entity level and to enhance reporting consistency within the Department, Other Assets and Other Liabilities as defined by OMB Circular A-136 have been disaggregated on the balance sheet. These include Advances and Prepayments, Accrued Federal Employees’ Compensation Act (FECA) Liabilities, Custodial Liabilities, Accrued Payroll and Benefits, Accrued Annual and Compensatory Leave Liabilities, Contingent Liabilities, Radiation Exposure Compensation Act Liabilities, Actuarial FECA Liabilities, and Accrued Grant Liabilities.

C. Basis of Consolidation

The consolidated/combined financial statements include all funds and programs under the OBDs control, with the exception of the Assets Forfeiture Fund and Seized Asset Deposit Fund, for which separate financial statements are prepared. All significant proprietary intra-entity transactions and balances have been eliminated in consolidation. The Statements of Budgetary Resources and Statements of Custodial Activity are combined statements for FYs 2010 and 2009, and as such, intra-entity transactions have not been eliminated. The consolidated financial statements do not include centrally administered assets and liabilities related to the Federal Government as a whole, such as General Services Administration (GSA) owned property and equipment and borrowings from the public by the U.S. Treasury (the Treasury), which may in part be attributable to the OBDs.

D. Basis of Accounting

Transactions are recorded on the accrual and budgetary bases of accounting. Under the accrual basis, revenues are recorded when earned and expenses are recorded when incurred, regardless of when cash is exchanged. Under the budgetary basis, however, funds availability is recorded based upon legal considerations and constraints. As a result, certain line items on the proprietary financial statements may not equal similar line items on the budgetary financial statements.

Custodial activity reported on the Combined Statements of Custodial Activity is prepared on the modified cash basis of accounting. Under the modified cash basis of accounting receivables and payables are not accrued with exception of interest earned on invested funds. Receipts are recorded when received with the exception of interest, and disbursements are recorded when paid. Interest is recorded when earned, including accretion/amortization of investment discounts and premiums. Investments are stated at amortized cost.

U.S. Department of Justice
Offices, Boards and Divisions
Notes to the Financial Statements
(Dollars in Thousands, Except as Noted)

E. Non-Entity Assets

Non-entity assets are not available for use by the OBDs and consist of settlement funds and the related investment revenue and restricted undisbursed civil and criminal debt collections.

F. Fund Balance with U.S. Treasury and Cash

Fund Balance with the Treasury represents primarily appropriated, revolving, and trust funds available to pay current liabilities and finance future authorized purchases. The OBDs do not, for the most part, maintain cash in commercial bank accounts. Certain receipts, however, are processed by commercial banks for deposit to individual accounts maintained at the Treasury. The Treasury, as directed by authorized Department accountable officers, processes cash receipts and disbursements.

G. Investments

The EOUSA, EOUST, and Radiation Exposure Compensation Trust Fund (RECTF) are the only components with investment authority. RECTF had no investment activities for FY 2010 or 2009. Investments are reported on the Consolidated Balance Sheets at their net value, the face value plus or minus any unamortized premium and discount. Premiums and discounts are amortized over the life of the Treasury security. The interest method is used for the amortization of premium and discount of Treasury notes and the straight-line method is used for Treasury bills. Both EOUSA and EOUST intend to hold investments to maturity. Accordingly, no provision is made for unrealized gains or losses on these securities. The market value of the investments is the current market value at the end of the reporting period. It is calculated by using the "End of Day" price listed in the FedInvest Price File, which can be found on the Bureau of Public Debt website (<http://www.fedinvest.gov>).

H. Accounts Receivable

Net accounts receivable include reimbursement and refund receivables due from federal agencies and the public. Generally, all receivables from federal agencies are considered fully collectible. An allowance for doubtful accounts is established (see Note 6) for receivables due from the public. An allowance for uncollectible accounts was established as of September 30, 2010 and 2009 for Chapter 11 accounts receivable reported by the EOUST. The methodology for calculating the allowance is determined by calculating the average of prior years' net write-off amounts.

I. Inventory and Related Property

Inventory consists of new and rehabilitated office furniture, including chairs, tables, credenzas, lamps and file cabinets, which are to be sold in normal operations of the OBDs. The value of new inventory is determined on the basis of acquisition cost. The value of rehabilitated inventory is determined on the basis of rehabilitation and transportation costs. As inventory is sold, expenses are recorded. The value of inventory on hand at year-end is based on the historical cost.

U.S. Department of Justice
Offices, Boards and Divisions
Notes to the Financial Statements
(Dollars in Thousands, Except as Noted)

J. General Property, Plant and Equipment

The GSA, which charges rent equivalent to the commercial rental rates for similar properties, provides buildings in which the OBDs operate. The Department does not recognize depreciation on buildings and equipment provided by the GSA.

Personal property, excluding internal use software, is capitalized when the initial cost of acquiring the asset is \$25 or more and the asset has an estimated useful life of two or more years.

Internal use software is capitalized when developmental phase costs or enhancement costs are \$500 or more and the asset has an estimated useful life of two or more years. Real property and leasehold improvements are capitalized when the initial cost of acquiring the asset is \$100 or more, and the asset has an estimated useful life of two or more years. Depreciation is calculated using the straight-line method over the estimated useful lives of the assets, which, for most motor vehicles, equipment, and internal use software, range from 5 to 12 years.

K. Advances and Prepayments

Advances to government agencies represent amounts paid to government agencies that have not yet provided the service under reimbursement agreements for mission support services. Advances and Prepayments on the Consolidated Balance Sheets are comprised predominantly of COPS funds disbursed to grantees in excess of the total expenditures reported by those grantees. In addition, funds provided by COPS to the Office of Justice Programs (OJP) that have not yet been expended with grantees are included in Intragovernmental Other Assets on the Consolidated Balance Sheets. A nominal amount of the OBDs advance balance is comprised of funds advanced to the OBDs employees for meals and incidental expenses on official travel.

L. Liabilities

Liabilities represent the amount of monies or other resources that are likely to be paid by the OBDs as the result of a transaction or event that has already occurred. However, no liability can be paid by a Department entity absent proper budget authority. Liabilities for which an appropriation has not been enacted are classified as liabilities not covered by budgetary resources, and there is no certainty that corresponding future appropriations will be enacted. Liabilities arising from other than contracts can be abrogated by the Government, acting in its sovereign capacity.

M. Accrued Grant Liabilities

Generally, disbursements of grant funds are recognized as expenses at the time of disbursement. However, some grant recipients incur expenditures prior to initiating a request for disbursement based on the nature of the expenditures. The OBDs accrue a liability for expenditures incurred by grantees prior to receiving grant funds for expenditures. The amount to be accrued is determined through an analysis of historic grant expenditures.

U.S. Department of Justice
Offices, Boards and Divisions
Notes to the Financial Statements
(Dollars in Thousands, Except as Noted)

N. Contingencies and Commitments

The OBDs are involved in various administrative proceedings, legal actions, and claims. The balance sheet includes an estimated liability for those legal actions where management and the Chief Counsel consider adverse decisions “probable” and amounts are reasonably estimable. Legal actions where management and the Chief Counsel consider adverse decisions “probable” or “reasonably possible” and the amounts are reasonably estimable are disclosed in Note 13, Contingencies and Commitments. However, there are cases where amounts have not been accrued or disclosed because the amounts of the potential loss cannot be estimated or the likelihood of an unfavorable outcome is considered “remote”.

O. Annual, Sick, and Other Leave

Annual and compensatory leave is expensed with an offsetting liability as it is earned and the liability is reduced as leave is taken. Each year, the balance in the accrued annual leave liability account is adjusted to reflect current pay rates. To the extent current or prior year appropriations are not available to fund annual and compensatory leave earned but not taken, funding will be obtained from future financing sources. Sick leave and other types of nonvested leave are expensed as taken.

P. Interest on Late Payments

Pursuant to the Prompt Payment Act, 31 U.S.C. § 3901-3907, federal agencies must pay interest on payments for goods or services made to business concerns after the due date. The due date is generally 30 days after receipt of a proper invoice or acceptance of the goods or services, whichever is later.

Q. Retirement Plans

With few exceptions, employees hired before January 1, 1984, are covered by the Civil Service Retirement System (CSRS) and employees hired on or after that date are covered by the Federal Employees Retirement System (FERS). For employees covered by CSRS, the OBDs contribute 7% of the employees’ gross pay for regular and 7.5% for law enforcement officers’ retirement. For employees covered by FERS, the OBDs contribute 11.2% of the employees’ gross pay for regular and 24.9% for law enforcement officers’ retirement. All employees are eligible to contribute to the Federal Thrift Savings Plan (TSP). For those employees covered by the FERS, a TSP account is automatically established, and the OBDs are required to contribute an additional 1% of gross pay to this plan and match employee contributions up to 4%. No contributions are made to the TSP accounts established by the CSRS employees. The OBDs do not report CSRS or FERS assets, accumulated plan benefits, or unfunded liabilities, if any, which may be applicable to their employees. Such reporting is the responsibility of the Office of Personnel Management (OPM). Statement of Federal Financial Accounting Standards (SFFAS) No. 5, “*Accounting for Liabilities of the Federal Government*,” requires employing agencies to recognize the cost of pensions and other retirement benefits during their employees’ active years of service. Refer to Note 16, “*Imputed Financing from Costs Absorbed by Others*,” for additional details.

U.S. Department of Justice
Offices, Boards and Divisions
Notes to the Financial Statements
(Dollars in Thousands, Except as Noted)

R. Federal Employee Compensation Benefits

The FECA provides income and medical cost protection to cover federal civilian employees injured on the job, employees who have incurred a work-related occupational disease, and beneficiaries of employees whose death is attributable to a job-related injury or occupational disease. The total FECA liability consists of an actuarial portion and an accrued portion, as discussed below.

Actuarial Liability: The U.S. Department of Labor (DOL) calculates the liability of the Federal Government for future compensation benefits, which includes the expected liability for death, disability, medical, and other approved costs. The liability is determined using the paid-losses extrapolation method calculated over the next 37-year period. This method utilizes historical benefit payment patterns related to a specific incurred period to predict the ultimate payments related to that period. The projected annual benefit payments are discounted to present value. The resulting Federal Government liability is then distributed by agency. The Department's portion of this includes the estimated future cost of death benefits, workers' compensation, medical, and miscellaneous costs for approved compensation cases for its employees. The Department's liability is further allocated to the component reporting entities on the basis of actual payments made to the FECA Special Benefits Fund (SBF) for the three prior years as compared to the total Department's payments made over the same period.

The FECA actuarial liability is recorded for reporting purposes only. This liability constitutes an extended future estimate of cost that will not be obligated against budgetary resources until the fiscal year in which the cost is actually billed to the OBDs. The cost associated with this liability may not be met by the OBDs without further appropriation action.

Accrued Liability: The accrued FECA liability owed to the DOL is the difference between the FECA benefits paid by the FECA SBF and the agency's actual cash payments to the FECA SBF. For example, the FECA SBF will pay benefits on behalf of an agency through the current year. However, most agencies' actual cash payments to the FECA SBF for the current fiscal year will reimburse the FECA SBF for benefits paid through a prior fiscal year. The difference between these two amounts is the accrued FECA liability.

S. Intragovernmental Activity

Intragovernmental costs and exchange revenue represent transactions made between two reporting entities within the federal government. Costs and earned revenues with the public represent exchange transactions made between the reporting entity and a non-federal entity. The classification of revenue or cost as "intragovernmental" or "with the public" is defined on a transaction-by-transaction basis. The purpose of this classification is to enable the federal government to prepare consolidated financial statements, not to match public and intragovernmental revenue with costs incurred to produce public and intragovernmental revenue.

U.S. Department of Justice
Offices, Boards and Divisions
Notes to the Financial Statements
(Dollars in Thousands, Except as Noted)

T. Revenues and Other Financing Sources

The OBDs receive the majority of funding needed to support their programs through Congressional appropriations. They receive annual, multi-year, and no-year appropriations that may be used, within statutory limits, for operating and capital expenditures. Additional amounts are received for reimbursement services.

Appropriations are reflected as a budgetary financing source entitled “Appropriations Used” on the Consolidated Statements of Changes in Net Position at the time goods and services are received. Appropriations are recorded in the year they are authorized for on the Combined Statements of Budgetary Resources. Exchange revenues are recognized when earned, i.e., when services are rendered. The majority of intragovernmental services rendered by the OBDs entail legal and administrative activities provided to other Department bureaus and other government agencies. The OBDs also receive quarterly bankruptcy fees assessed against public debtors.

Custodial revenues represent the investment interest income earned from the settlement funds held by the OBDs and federal civil and criminal collections. The custodial revenues are not retained by the OBDs and are therefore recorded as custodial liabilities. Refer to Note 18, “Net Custodial Revenue Activity,” for details.

In addition, according to par. 31 of Federal Accounting Standards Advisory Board (FASAB) Interpretation 6, “*Accounting for Imputed Intra-Departmental Costs: An Interpretation of SFFAS 4 (Managerial Cost Accounting Concepts and Standards)*,” the receiving entity of the imputed intra-departmental and inter-departmental costs recognizes the full cost of the goods and services that it receives. To the extent that reimbursement is less than full cost, the receiving entity should recognize the difference as a financing source.

U. Earmarked Funds

SFFAS No. 27, “*Identifying and Reporting Earmarked Funds*” defines ‘earmarked funds’ as being financed by specifically identified revenues, often supplemented by other financing sources, which remain available over time. These specifically identified revenues and other financing sources are required by statute to be used for designated activities, benefits or purposes, and must be accounted for separately from the Government’s general revenues. The three required criteria for an earmarked fund are:

1. A statute committing the Federal Government to use specifically identified revenues and other financing sources only for designated activities, benefits or purposes;
2. Explicit authority for the earmarked fund to retain revenues and other financing sources not used in the current period for future use to finance the designated activities, benefits, or purposes; and
3. A requirement to account for and report on the receipt, use, and retention of the revenues and other financing sources that distinguishes the earmarked fund from the Government’s general revenues.

The following OBDs funds meet the definition of an earmarked fund: U.S. Trustee System Fund and Antitrust Division.

**U.S. Department of Justice
Offices, Boards and Divisions
Notes to the Financial Statements**
(Dollars in Thousands, Except as Noted)

V. Tax Exempt Status

As an agency of the Federal Government, the OBDs are exempt from all income taxes imposed by any governing body whether it be a federal, state, commonwealth, local, or foreign government.

W. Use of Estimates

Accounting estimates are an integral part of the OBDs financial statements and were used, in part, to determine the reported amounts of assets and liabilities and the reported amounts of revenue and expenses during the reporting period. Estimates were based on management's knowledge and experience about past, current, and future events. However, estimates are subjective in nature and actual results may differ from management's judgments.

X. Subsequent Events

Subsequent events and transactions occurring after September 30, 2010 through the date of the auditors' opinion have been evaluated for potential recognition or disclosure in the financial statements. The date of the auditors' opinion also represents the date that the financial statements were available to be issued.

U.S. Department of Justice
Offices, Boards and Divisions
Notes to the Financial Statements
(Dollars in Thousands, Except as Noted)

Note 2. Non-Entity Assets

The OBDs non-entity assets include assets related to custodial activity such as collections from delinquent federal civil debts and criminal fines, penalties and restitution payments; and investments with the related interest revenue.

As of September 30, 2010 and 2009

	<u>2010</u>	<u>2009</u>
Intragovernmental		
Fund Balance with U.S. Treasury	\$ 848,070	\$ 231,368
Investments, Net	86,166	86,084
Total Intragovernmental	<u>934,236</u>	<u>317,452</u>
With the Public		
Total Non-Entity Assets	934,236	317,452
Total Entity Assets	<u>5,845,998</u>	<u>5,532,045</u>
Total Assets	<u>\$ 6,780,234</u>	<u>\$ 5,849,497</u>

U.S. Department of Justice
Offices, Boards and Divisions
Notes to the Financial Statements
(Dollars in Thousands, Except as Noted)

Note 3. Fund Balance with U.S. Treasury

As of September 30, 2010 and 2009

	2010	2009
Fund Balances		
Trust Funds	\$ 16,334	\$ 18,596
Special Funds	4,439	9,018
Revolving Funds	402,435	362,569
General Funds	5,401,755	4,510,045
Other Fund Types	116	116
Total Fund Balances with U.S. Treasury	\$ 5,825,079	\$ 4,900,344
Status of Fund Balances		
Unobligated Balance - Available	\$ 667,416	\$ 450,832
Unobligated Balance - Unavailable	262,537	203,152
Obligated Balance not yet Disbursed	4,079,687	4,025,069
Other Funds (With)/Without Budgetary Resources	815,439	221,291
Total Status of Fund Balances	\$ 5,825,079	\$ 4,900,344

Annual and multi-year budget authority expires at the end of its period of availability. During the first through the fifth expired years, the unobligated balance becomes unavailable and may be used to adjust obligations and disbursements that were recorded before the budgetary authority expired or to meet a legitimate or bona fide need arising in the fiscal year for which the appropriation was made. The unobligated balance for no-year budget authority may be used to incur obligations indefinitely for the purpose specified by the appropriation act. No-year budget authority unobligated balances are still subject to the annual apportionment and allotment process.

Other Funds (With)/Without Budgetary Resources primarily represents the net effect of 1) investments in short-term securities with budgetary resources, 2) resources temporarily not available pursuant to public law, 3) custodial liabilities, and 4) miscellaneous receipts.

Note 4. Cash and Monetary Assets

As of September 30, 2010 and 2009

	2010	2009
Cash		
Imprest Funds	\$ 46	\$ 46

U.S. Department of Justice
Offices, Boards and Divisions
Notes to the Financial Statements
(Dollars in Thousands, Except as Noted)

Note 5. Investments, Net

OBDs invest in Market-based Treasury securities. Market-based Treasury securities are debt securities that the U.S. Treasury issues to federal entities without statutorily determined interest rates. Although the securities are not marketable, their terms (price and interest rates) mirror the terms of marketable Treasury securities.

The federal Government does not set aside assets to pay future benefits or other expenditures associated with EOUST earmarked funds. The cash receipts collected from the public for an earmarked fund are deposited in the U.S. Treasury, which uses the cash for general Government purposes. Treasury securities are issued to the EOUST as evidence of its receipts. Treasury securities are an asset to the EOUST and a liability to the U.S. Treasury. Because the EOUST and the U.S. Treasury are both parts of the Government, these assets and liabilities offset each other from the standpoint of the Government as a whole. For this reason, they do not represent an asset or a liability in the U.S. Government-wide financial statements. Treasury securities provide the EOUST with authority to draw upon the U.S. Treasury to make future benefit payments or other expenditures. When the EOUST requires redemption of these securities to make expenditures, the Government finances those expenditures out of accumulated cash balances, by raising taxes or other receipts, by borrowing from the public or repaying less debt, or by curtailing other expenditures. This is the same way that the Government finances all other expenditures.

	Face Value	Unamortized Premium (Discount)	Interest Receivable	Investments, Net	Market Value
As of September 30, 2010					
Intragovernmental					
Non-Marketable Securities					
Market Based	\$ 270,072	\$ 4	\$ 195	\$ 270,271	\$ 270,174
As of September 30, 2009					
Intragovernmental					
Non-Marketable Securities					
Market Based	\$ 214,697	\$ 257	\$ 195	\$ 215,149	\$ 215,309

U.S. Department of Justice
Offices, Boards and Divisions
Notes to the Financial Statements
(Dollars in Thousands, Except as Noted)

Note 6. Accounts Receivable, Net

As of September 30, 2010 and 2009

	<u>2010</u>	<u>2009</u>
Intragovernmental		
Accounts Receivable	\$ 291,193	\$ 334,297
Total Intragovernmental	<u>291,193</u>	<u>334,297</u>
With the Public		
Accounts Receivable	21,869	18,844
Allowance for Uncollectible Accounts	<u>(2,100)</u>	<u>(8,700)</u>
Total With the Public	<u>19,769</u>	<u>10,144</u>
Total Accounts Receivable, Net	<u>\$ 310,962</u>	<u>\$ 344,441</u>

The accounts receivable with the public consists in part of EOUST Chapter 11 quarterly fees in the amount of \$19,491 and \$16,686 which have been billed and are due to the EOUST as of September 30, 2010 and 2009, respectively.

Note 7. Inventory and Related Property, Net

As of September 30, 2010 and 2009

	<u>2010</u>	<u>2009</u>
Inventory		
Inventory Purchased for Resale	\$ 106	\$ 120

**U.S. Department of Justice
Offices, Boards and Divisions
Notes to the Financial Statements**
(Dollars in Thousands, Except as Noted)

Note 8. General Property, Plant and Equipment, Net

As of September 30, 2010	Acquisition Cost	Accumulated Depreciation	Net Book Value	Useful Life
Vehicles	\$ 11,758	\$ (8,226)	\$ 3,532	5-7 yrs
Equipment	35,061	(26,444)	8,617	5-12 yrs
Leasehold Improvements	110,032	(76,190)	33,842	5 yrs
Internal Use Software	56,228	(34,579)	21,649	7 yrs
Internal Use Software in Development	163,661	-	163,661	n/a
Total	\$ 376,740	\$ (145,439)	\$ 231,301	

As of September 30, 2009	Acquisition Cost	Accumulated Depreciation	Net Book Value	Useful Life
Vehicles	\$ 10,883	\$ (7,043)	\$ 3,840	5-7 yrs
Equipment	36,819	(28,223)	8,596	5-12 yrs
Leasehold Improvements	97,709	(67,510)	30,199	5 yrs
Internal Use Software	54,451	(31,339)	23,112	7 yrs
Internal Use Software in Development	117,392	-	117,392	n/a
Total	\$ 317,254	\$ (134,115)	\$ 183,139	

The OBDs purchased \$57,106 and \$54,015 of capitalized property from public sources as of September 30, 2010 and 2009, respectively. The OBDs purchased \$19,249 and \$3,342 of capitalized property from federal sources during FYs 2010 and 2009, respectively.

U.S. Department of Justice
Offices, Boards and Divisions
Notes to the Financial Statements
(Dollars in Thousands, Except as Noted)

Note 9. Other Assets

As of September 30, 2010 and 2009

	<u>2010</u>	<u>2009</u>
Intragovernmental		
Advances and Prepayments	\$ 134,244	\$ 199,351

Advances and Prepayments primarily represent funds provided by COPS to OJP that have not yet been expended by grantees. COPS provides grants to tribal, state, and local law enforcement agencies to hire and train community policing professionals, acquire and deploy cutting-edge crime-fighting technologies, and develop and test innovative policing strategies. OJP provides grant accounting services on a reimbursable basis to COPS.

Note 10. Liabilities not Covered by Budgetary Resources

As of September 30, 2010 and 2009

	<u>2010</u>	<u>2009</u>
Intragovernmental		
Accrued FECA Liabilities	\$ 9,265	\$ 8,973
Other Unfunded Employment Related Liabilities	426	240
Total Intragovernmental	<u>9,691</u>	<u>9,213</u>
With the Public		
Actuarial FECA Liabilities	50,022	47,504
Accrued Annual and Compensatory Leave Liabilities	183,120	178,265
Contingent Liabilities (Note 13)	4,738	-
RECA Liabilities (Note 19)	541,784	343,835
Total With the Public	<u>779,664</u>	<u>569,604</u>
Total Liabilities not Covered by Budgetary Resources	789,355	578,817
Total Liabilities Covered by Budgetary Resources	<u>1,963,442</u>	<u>1,317,377</u>
Total Liabilities	<u>\$ 2,752,797</u>	<u>\$ 1,896,194</u>

These notes are an integral part of the financial statements.

U.S. Department of Justice
Offices, Boards and Divisions
Notes to the Financial Statements
(Dollars in Thousands, Except as Noted)

Note 11. Leases

The OBDs have no capital leases. The majority of the OBDs equipment leases are for copying machines and computer equipment, which are reported as operating leases.

As of September 30, 2010 and 2009

Operating Lease Expenses

<u>Lease Type</u>	<u>2010</u>	<u>2009</u>
Noncancelable Operating Leases	\$ 2,840	\$ 8,137
Cancelable Operating Leases	487,814	475,183
Total Operating Lease Expenses	<u>\$ 490,654</u>	<u>\$ 483,320</u>

Future Noncancelable Operating Lease Payments Due

<u>Fiscal Year</u>	<u>Land and Buildings</u>	<u>Machinery and Equipment</u>	<u>Total</u>
2011	1,508	334	1,842
2012	424	117	541
2013	-	23	23
2014	-	12	12
2015	-	3	3
Total Future Noncancelable Operating Lease Payments	<u>\$ 1,932</u>	<u>\$ 489</u>	<u>\$ 2,421</u>

U.S. Department of Justice
Offices, Boards and Divisions
Notes to the Financial Statements
(Dollars in Thousands, Except as Noted)

Note 12. Other Liabilities

All Other Liabilities are current liabilities. The majority of Intragovernmental Other Liabilities relate to miscellaneous receipts of civil and criminal debt collections where Treasury is designated as the recipient of either a portion of a collection or the entire amount totaled \$485,769 and \$79,327 as of September 30, 2010 and 2009, respectively.

As of September 30, 2010 and 2009

	2010	2009
Intragovernmental		
Employer Contributions and Payroll Taxes Payable	\$ 27,660	\$ 24,268
Other Post-Employment Benefits Due and Payable	657	235
Other Unfunded Employment Related Liabilities	426	240
Advances from Others	57,393	52,989
Liability for Deposit Fund, Clearing		
Account and Undeposited Collections	(5,071)	19,366
Other Liabilities	488,018	81,051
Total Intragovernmental	569,083	178,149
With the Public		
Custodial Liabilities	118,879	104,446
Total Other Liabilities	\$ 687,962	\$ 282,595

Note 13. Contingencies and Commitments

	Accrued Liabilities	Estimated Range of Loss	
		Lower	Upper
As of September 30, 2010			
Probable	\$ 4,738	\$ 4,738	\$ 5,967
Reasonably Possible		53,181	65,546
As of September 30, 2009			
Probable	\$ -	\$ -	\$ -
Reasonably Possible		132,270	136,510

These notes are an integral part of the financial statements.

U.S. Department of Justice
Offices, Boards and Divisions
Notes to the Financial Statements
(Dollars in Thousands, Except as Noted)

Note 14. Earmarked Funds

As of September 30, 2010 and 2009

	2010			2009		
	U.S. Trustees Fund	Antitrust Division	Total Earmarked Funds	U.S. Trustees Fund	Antitrust Division	Total Earmarked Funds
Balance Sheet						
Assets						
Fund Balance with U. S. Treasury	\$ 4,439	\$ 30,210	\$ 34,649	\$ 9,018	\$ 45,651	\$ 54,669
Investments, Net	184,105	-	184,105	129,065	-	129,065
Other Assets	20,704	4,894	25,598	11,223	6,091	17,314
Total Assets	<u>\$ 209,248</u>	<u>\$ 35,104</u>	<u>\$ 244,352</u>	<u>\$ 149,306</u>	<u>\$ 51,742</u>	<u>\$ 201,048</u>
Liabilities						
Accounts Payable	\$ 11,370	\$ 5,652	\$ 17,022	\$ 13,222	\$ 11,660	\$ 24,882
Other Liabilities	21,203	15,067	36,270	19,943	14,348	34,291
Total Liabilities	<u>\$ 32,573</u>	<u>\$ 20,719</u>	<u>\$ 53,292</u>	<u>\$ 33,165</u>	<u>\$ 26,008</u>	<u>\$ 59,173</u>
Net Position						
Unexpended Appropriations	\$ -	\$ 19,585	\$ 19,585	\$ -	\$ 22,207	\$ 22,207
Cumulative Results of Operations	176,675	(5,200)	171,475	116,141	3,527	119,668
Total Net Position	<u>\$ 176,675</u>	<u>\$ 14,385</u>	<u>\$ 191,060</u>	<u>\$ 116,141</u>	<u>\$ 25,734</u>	<u>\$ 141,875</u>
Total Liabilities and Net Position	<u>\$ 209,248</u>	<u>\$ 35,104</u>	<u>\$ 244,352</u>	<u>\$ 149,306</u>	<u>\$ 51,742</u>	<u>\$ 201,048</u>

For the Fiscal Years Ended September 30, 2010 and 2009

	2010			2009		
	U.S. Trustees Fund	Antitrust Division	Total Earmarked Funds	U.S. Trustees Fund	Antitrust Division	Total Earmarked Funds
Statement of Net Cost						
Gross Cost of Operations	\$ 229,760	\$ 166,135	\$ 395,895	\$ 223,649	\$ 159,370	\$ 383,019
Less: Exchange Revenues	289,191	72,958	362,149	231,498	42,208	273,706
Net Cost (Revenue) of Operations	<u>\$ (59,431)</u>	<u>\$ 93,177</u>	<u>\$ 33,746</u>	<u>\$ (7,849)</u>	<u>\$ 117,162</u>	<u>\$ 109,313</u>
Statement of Changes in Net Position						
Net Position Beginning of Period	\$ 116,141	\$ 25,734	\$ 141,875	\$ 107,305	\$ 17,330	\$ 124,635
Budgetary Financing Sources	319	81,311	81,630	234	125,075	125,309
Other Financing Sources	784	517	1,301	753	491	1,244
Total Financing Sources	1,103	81,828	82,931	987	125,566	126,553
Net Cost of Operations	59,431	(93,177)	(33,746)	7,849	(117,162)	(109,313)
Net Change	60,534	(11,349)	49,185	8,836	8,404	17,240
Net Position End of Period	<u>\$ 176,675</u>	<u>\$ 14,385</u>	<u>\$ 191,060</u>	<u>\$ 116,141</u>	<u>\$ 25,734</u>	<u>\$ 141,875</u>

The United States Trustees supervise the administration of bankruptcy cases and private trustees in the Federal Bankruptcy Courts. The Bankruptcy Judges, U.S. Trustees and Family Farmer Bankruptcy Act of 1986 (Public Law 99-554) expanded the pilot trustee program to a 21 region, nationwide program encompassing 88 judicial districts. This program collects user fees assessed against debtors, which offset the annual appropriation.

The Antitrust Division administers and enforces antitrust and related statutes. This program primarily involves the investigation of suspected violations of the antitrust laws, the conduct of civil and criminal proceedings in the federal courts, and the maintenance of competitive conditions. The Antitrust Division collects filing fees for pre-merger notifications and retains these fees for expenditure in support of its programs.

**U.S. Department of Justice
Offices, Boards and Divisions
Notes to the Financial Statements
(Dollars in Thousands, Except as Noted)**

Note 15. Net Cost of Operations by Suborganization

For the Fiscal Year Ended September 30, 2010

	Suborganizations				Eliminations	Consolidated
	LA	NLA	Earmarked	WCF		
Goal 1: Prevent Terrorism and Promote the Nation's Security						
Gross Cost	\$ 192,452	\$ 104,820	\$ -	\$ 232,585	\$ (169,914)	\$ 359,943
Less: Earned Revenue	32,447	12,659	-	235,040	(169,914)	110,232
Net Cost (Revenue) of Operation	160,005	92,161	-	(2,455)	-	249,711
Goal 2: Prevent Crime, Enforce Federal Laws, and Represent the Rights and Interests of the American People						
Gross Cost	3,370,166	2,052,254	401,021	517,531	(577,535)	5,763,437
Less: Earned Revenue	556,149	99,022	367,593	522,995	(577,535)	968,224
Net Cost (Revenue) of Operation	2,814,017	1,953,232	33,428	(5,464)	-	4,795,213
Goal 3: Ensure the Fair and Efficient Administration of Justice						
Gross Cost	190,747	1,930,077	-	467,604	(318,499)	2,269,929
Less: Earned Revenue	-	26,761	-	472,542	(318,499)	180,804
Net Cost (Revenue) of Operation	190,747	1,903,316	-	(4,938)	-	2,089,125
Net Cost (Revenue) of Operations	\$ 3,164,769	\$ 3,948,709	\$ 33,428	\$ (12,857)	\$ -	\$ 7,134,049

For the Fiscal Year Ended September 30, 2009

	Suborganizations				Eliminations	Consolidated
	LA	NLA	Earmarked	WCF		
Goal 1: Prevent Terrorism and Promote the Nation's Security						
Gross Cost	\$ 180,538	\$ 84,798	\$ -	\$ 229,950	\$ (154,666)	\$ 340,620
Less: Earned Revenue	28,678	16,604	-	223,483	(154,666)	114,099
Net Cost (Revenue) of Operation	151,860	68,194	-	6,467	-	226,521
Goal 2: Prevent Crime, Enforce Federal Laws, and Represent the Rights and Interests of the American People						
Gross Cost	3,222,525	1,668,537	383,527	535,722	(544,947)	5,265,364
Less: Earned Revenue	528,444	86,507	274,448	520,655	(544,947)	865,107
Net Cost (Revenue) of Operation	2,694,081	1,582,030	109,079	15,067	-	4,400,257
Goal 3: Ensure the Fair and Efficient Administration of Justice						
Gross Cost	196,549	1,783,058	-	477,303	(300,274)	2,156,636
Less: Earned Revenue	-	35,310	-	463,878	(300,274)	198,914
Net Cost (Revenue) of Operation	196,549	1,747,748	-	13,425	-	1,957,722
Net Cost (Revenue) of Operations	\$ 3,042,490	\$ 3,397,972	\$ 109,079	\$ 34,959	\$ -	\$ 6,584,500

LA - Legal Activities provides for the legal activities of the U S Department of Justice,

including the Antitrust, Civil, Civil Rights, Criminal, Environment and Natural Resources, and Tax Divisions

NLA - Non Legal Administration provides the resources for the programs and operations of the Attorney General,

the Deputy Attorney General, the Associate Attorney General, their immediate Offices,

several senior policy offices, and certain activities of the Justice Management Division

Earmarked - Funds identified as earmarked relate specifically to activities of the U S Trustees and Antitrust Division

WCF - Working Capital Fund provides a centralized performance of common administrative services for the Department

These notes are an integral part of the financial statements.

**U.S. Department of Justice
Offices, Boards and Divisions
Notes to the Financial Statements**
(Dollars in Thousands, Except as Noted)

Note 16. Imputed Financing from Costs Absorbed by Others

Imputed Inter-Departmental Financing Sources are the unreimbursed (i.e. non-reimbursed and under-reimbursed) portion of the full costs of goods and services received by the OBDs from a providing entity that is not part of the Department of Justice. In accordance with SFFAS No. 30, *“Inter-Entity Cost Implementation Amending SFFAS 4, Managerial Cost Accounting Standards and Concepts”*, the material Imputed Inter-Departmental financing sources recognized by the OBDs are the actual cost of future benefits for the Federal Employees Health Benefits Program (FEHB), the Federal Employees’ Group Life Insurance Program (FEGLI), the Federal Pension plans that are paid by other Federal entities, and any un-reimbursed payments made from the Treasury Judgment Fund on behalf of the OBDs. The Treasury Judgment Fund was established by the Congress and funded at 31 U.S.C. 1304 to pay in whole or in part the court judgments and settlement agreements negotiated by the Department on behalf of agencies, as well as certain types of administrative awards. Interpretation of Federal Financial Accounting Standards Interpretation No. 2, *“Accounting for Treasury Judgment Fund Transactions,”* requires agencies to recognize liabilities and expenses when unfavorable litigation outcomes are probable and the amount can be estimated and will be paid by the Treasury Judgment Fund.

SFFAS No. 5, *“Accounting for Liabilities of the Federal Government,”* requires that employing agencies recognize the cost of pensions and other retirement benefits during their employees’ active years of service. SFFAS No. 5 requires OPM to provide cost factors necessary to calculate cost. OPM actuaries calculate the value of pension benefits expected to be paid in the future, and then determine the total funds to be contributed by and for covered employees, such that the amount calculated would be sufficient to fund the projected pension benefits. For employees covered by CSRS, the cost factors are 30.1% of basic pay for regular, 51.1% law enforcement officers, 23.5% regular offset, and 45.6% law enforcement officers offset. For employees covered by FERS, the cost factors are 13.8% of basic pay for regular and 29.8% for law enforcement officers.

For the Fiscal Years Ended September 30, 2010 and 2009

	2010	2009
Imputed Inter-Departmental Financing		
Treasury Judgment Fund	\$ 3,612	\$ 19,963
Health Insurance	107,985	104,974
Life Insurance	451	426
Pension	51,147	35,881
Total Imputed Inter-Departmental	\$ 163,195	\$ 161,244

Imputed Intra-Departmental Financing Sources as defined in SFFAS No. 4, *“Managerial Cost Accounting Standards and Concepts,”* are the unreimbursed portion of the full costs of goods and services received by the OBDs from another component in the Department. The OBDs do not have any imputed intra-departmental financing sources that meet the reporting requirements of the Department.

U.S. Department of Justice
Offices, Boards and Divisions
Notes to the Financial Statements
(Dollars in Thousands, Except as Noted)

Note 17. Information Related to the Statement of Budgetary Resources

Apportionment Categories of Obligations Incurred:

	<u>Direct Obligations</u>	<u>Reimbursable Obligations</u>	<u>Total Obligations Incurred</u>
For the Fiscal Year Ended September 30, 2010			
Obligations Apportioned Under			
Category A	\$ 6,746,230	\$ 2,196,053	\$ 8,942,283
Category B	581,596	22,334	603,930
Total	<u>\$ 7,327,826</u>	<u>\$ 2,218,387</u>	<u>\$ 9,546,213</u>
For the Fiscal Year Ended September 30, 2009			
Obligations Apportioned Under			
Category A	\$ 7,741,732	\$ 2,044,192	\$ 9,785,924
Category B	257,701	47,922	305,623
Total	<u>\$ 7,999,433</u>	<u>\$ 2,092,114</u>	<u>\$ 10,091,547</u>

The apportionment categories are determined in accordance with the guidance provided in OMB Circular A-11, Part 4, Instructions on Budget Execution. The majority of the OBDs apportionments were under Category A, which represents resources apportioned for calendar quarters. The apportionments for part of COPS were under Category B, which represents resources apportioned for other time periods, activities, projects, objectives or for a combination thereof.

U.S. Department of Justice
Offices, Boards and Divisions
Notes to the Financial Statements
(Dollars in Thousands, Except as Noted)

Note 17. Information Related to the Statement of Budgetary Resources (continued)

Status of Undelivered Orders:

Undelivered Orders (UDO) represent the amount of goods and/or services ordered, which have not been actually or constructively received. This amount includes any orders which may have been prepaid or advanced but for which delivery or performance has not yet occurred.

As of September 30, 2010 and 2009

	<u>2010</u>	<u>2009</u>
UDO Obligations Unpaid	\$ 3,689,725	\$ 3,633,442
UDO Obligations Prepaid/Advanced	141,910	205,712
Total UDO	<u>\$ 3,831,635</u>	<u>\$ 3,839,154</u>

Permanent Indefinite Appropriations:

A permanent indefinite appropriation is open-ended as to both its period of availability (amount of time the agency has to spend the funds) and its amount.

The Consolidated Appropriations Act, 2005, provided a permanent indefinite appropriation for the OBDs' Radiation Exposure Compensation Act program beginning FY 2006.

Legal Arrangements Affecting Use of Unobligated Balances:

Unobligated balances represent the cumulative amount of budget authority that is not obligated and that remains available for obligation based on annual legislative requirements and other enabling authorities, unless otherwise restricted. The use of unobligated balances is restricted based on annual legislation requirements and other enabling authorities. Funds are appropriated on an annual, multi-year, and no-year basis. Appropriated funds shall expire on the last day of availability and are no longer available for new obligations. Unobligated balances in unexpired fund symbols are available in the next fiscal year for new obligations unless some restrictions had been placed on those funds by law. Amounts in expired fund symbols are not available for new obligations, but may be used to adjust previously established obligations.

**U.S. Department of Justice
Offices, Boards and Divisions
Notes to the Financial Statements**
(Dollars in Thousands, Except as Noted)

Note 17. Information Related to the Statement of Budgetary Resources (continued)

Statement of Budgetary Resources vs. the Budget of the United States Government:

The reconciliation as of September 30, 2010 is not presented, because the submission of the Budget of the United States Government (Budget) for FY 2012, which presents the execution of the FY 2010 Budget, occurs after publication of these financial statements. The Department of Justice Budget Appendix can be found on the OMB website (<http://www.whitehouse.gov/omb/budget>) and is available in early February 2011.

For the Fiscal Year Ended September 30, 2009
(Dollars in Millions)

	Budgetary Resources	Obligations Incurred	Distributed Offsetting Receipts	Net Outlays
Statement of Budgetary Resources (SBR)	\$ 10,746	\$ 10,092	\$ 287	\$ 6,192
Funds not Reported in Budget of the U.S.				
Expired Funds	(140)	(6)	-	-
Redistribution of Clearing Accounts and Certain Miscellaneous Receipts	-	-	14	(14)
Special and Trust Fund Receipts				
Earnings on Investments, U.S. Trustees System	-	-	(1)	1
Fees for Bankruptcy Oversight, U.S. Trustees System	-	-	-	226
Payment from the General Fund, Radiation Exposure Compensation Trust Fund	-	-	-	74
Other	(2)	(2)	-	-
Budget of the United States Government	\$ 10,604	\$ 10,084	\$ 300	\$ 6,479

The expired funds, distributed offsetting receipts, special and trust fund receipts are reported in the SBR but not reported in the Budget of the United States Government. The Other line includes reconciling items between FACTSII and the SBR.

A reconciliation with the SF-133, "Report on Budget Execution and Budgetary Resources," was performed and explanations of differences were provided to OMB at the Department consolidated level.

**U.S. Department of Justice
Offices, Boards and Divisions
Notes to the Financial Statements**
(Dollars in Thousands, Except as Noted)

Note 18. Net Custodial Revenue Activity

The Statement of Custodial Activity (SCA) presents the sources and disposition of non-exchange revenues collected or accrued by the Department on behalf of other recipient entities. In accordance with SFFAS No. 7, “*Accounting for Revenue and Other Financing Sources*”, non-exchange custodial collections should be measured by the collecting entities, but should be recognized by the entities legally entitled to the revenue; therefore, custodial collections and interest revenue are recognized on the SCA. The SCA is prepared on a modified cash basis and represents two custodial accounts: (1) DCM and (2) French Bank Credit Lyonnais and French company Artemis settlement fund.

Overall, the OBDs custodial collections totaled \$4,822,740 and \$2,907,842 for the fiscal years ended September 30, 2010 and 2009, respectively. The custodial assets and liabilities are presented on the OBDs balance sheet as \$448,467 and \$238,242, as of September 30, 2010 and 2009, respectively.

Debt Collection Management

The primary source of the Office of Debt Collection Management (DCM) collections consists of civil litigated matters (i.e., student loan defaults, health care fraud, etc.). DCM also processes certain payments on criminal debts as an accommodation for the Bureau of Prisons (BOP), another component of the Department of Justice, and the Clerks of the U.S. District Courts. The BOP aggregates collections of inmate criminal debt by correction facility, and DCM sorts the collections by judicial district and disburses payments to the respective Clerks of the U.S. Court. DCM also accepts wire transfers or other payments on a criminal debt if a Clerk of U.S. Court is unable or unwilling to do so. In addition, other negligible custodial collections occur for interest, fines and penalties. DCM is authorized to perform these actions through the OMB Circular A-129, Policies for Federal Credit Programs and Non-Tax Receivables; Section V. Delinquent Debt Collection-Referrals to the Department of Justice; A. Referral for Litigation.

French bank Credit Lyonnais and French company Artemis settlement fund

During FY 2004, the OBDs collected a total settlement fund of \$560,000, of which French bank Credit Lyonnais and French company Artemis paid \$375,000 and \$185,000, respectively. \$110,000 of the French company Artemis settlement fund was disbursed for compensation of benefits lost. In addition, during FY 2006, \$385,473 (including \$10,473 interest) of the French bank Credit Lyonnais settlement fund was disbursed for the civil settlement cases. The remaining \$75,000 was held in reserve pending the outcome of the French company Artemis lawsuit. By court order, the OBDs were given the investment authority and the settlement funds must be invested. The OBDs invest these funds with the U.S. Department of Treasury, Bureau of the Public Debt. In accordance with court orders, the French bank Credit Lyonnais and French company Artemis settlement fund disbursed earned interest to the public of \$81 and \$108, as of September 30, 2010 and 2009, respectively.

U.S. Department of Justice
Offices, Boards and Divisions
Notes to the Financial Statements
(Dollars in Thousands, Except as Noted)

Note 19. Radiation Exposure Compensation Act

On October 15, 1990, Congress passed the Radiation Exposure Compensation Act (RECA), 42 U.S.C. § 2210, providing for compassionate payments to individuals who contracted certain cancers and other serious diseases as a result of their exposure to radiation released during above-ground nuclear weapons tests or as a result of their exposure to radiation during employment in underground uranium mines. Implementing regulations were issued by the Department and published in the Federal Register on April 10, 1992, establishing procedures to resolve claims in a reliable, objective, and non-adversarial manner, with little administrative cost to the United States or to the person filing the claim. Revisions to the regulations, published in the Federal Register on March 22, 1999, served to greater assist claimants in establishing entitlement to an award.

On July 10, 2000, the ‘Radiation Exposure Compensation Act Amendments of 2000,’ P.L. 106-245, was enacted. Some of the widespread changes include new claimant populations, additional compensable diseases, lower radiation exposure thresholds, modified medical documentation requirements, and removal of certain disease restrictions. Pursuant to the 2000 Amendments, the Department was directed to issue implementing regulations. The Department published two related rulemakings in the Federal Register to implement the legislation.

Subsequent action by Congress required modification to those rulemakings. Therefore, the Department published a “final” rule in the Federal Register on March 23, 2004, which went into effect on April 22, 2004.

There are now five categories of claimants: uranium miners, uranium millers, ore transporters, downwinders, and on-site participants. Each category requires similar eligibility criteria: if claimants can demonstrate that they contracted a compensable disease after working or residing in a designated location for a specified period of time, they qualify for compensation.

The enactment of two pieces of legislation changed the funding sources for RECA claimants. The National Defense Authorization Act for FY 2005 requires that RECA Section 5 claimants (uranium miners, millers, and ore transporters) be paid out of the Department of Labor’s (Labor) Energy Employees Occupational Illness Compensation Fund. The RECA Section 5 liability of \$316,993 as of March 30, 2004, was transferred to Labor during FY 2005. The Fund began exclusively paying RECA Section 4 claimants (downwinders and on-site participants) in FY 2005. The Consolidated Appropriations Act, 2005, contains language that made funding for the RECA Trust Fund mandatory and indefinite beginning in FY 2006.

The OBDs recognized liabilities of \$541,784 and \$343,835 for estimated future benefits payable by the Department as of September 30, 2010 and 2009, respectively, to eligible individuals under the Act through FY 2022. The estimated liability is based on activity between FYs 2002 - 2010. Key factors in determining future liability are trends in the number of claims filed, trends in the percentage of claims adjudicated, and trends in the percentage of claims approved. These estimates are then discounted in accordance with the discount rates set by the Office of Management and Budget.

U.S. Department of Justice
Offices, Boards and Divisions
Notes to the Financial Statements
(Dollars in Thousands, Except as Noted)

Note 20. Reconciliation of Net Cost of Operations (proprietary) to Budget (formerly the Statement of Financing)

For the Fiscal Years Ended September 30, 2010 and 2009

	2010	2009
Resources Used to Finance Activities		
Budgetary Resources Obligated		
Obligations Incurred	\$ 9,546,213	\$ 10,091,547
Less: Spending Authority from Offsetting Collections and Recoveries	2,417,032	2,271,484
Obligations Net of Offsetting Collections and Recoveries	7,129,181	7,820,063
Less: Offsetting Receipts	691,754	287,073
Net Obligations	6,437,427	7,532,990
Other Resources		
Transfers-In/Out Without Reimbursement	(83,327)	(88,608)
Imputed Financing from Costs Absorbed by Others (Note 16)	163,195	161,244
Net Other Resources Used to Finance Activities	79,868	72,636
Total Resources Used to Finance Activities	6,517,295	7,605,626
Resources Used to Finance Items not Part of the Net Cost of Operations		
Net Change in Budgetary Resources Obligated for Goods, Services, and Benefits Ordered but not Yet Provided	107,989	(1,012,844)
Resources That Fund Expenses Recognized in Prior Periods (Note 21)	-	(9,267)
Budgetary Offsetting Collections and Receipts That do not Affect Net Cost of Operations	353,737	(13,856)
Resources That Finance the Acquisition of Assets	(76,341)	(57,320)
Total Resources Used to Finance Items not Part of the Net Cost of Operations	385,385	(1,093,287)
Total Resources Used to Finance the Net Cost of Operations	\$ 6,902,680	\$ 6,512,339

These notes are an integral part of the financial statements.

U.S. Department of Justice
Offices, Boards and Divisions
Notes to the Financial Statements
(Dollars in Thousands, Except as Noted)

Note 20. Reconciliation of Net Cost of Operations (proprietary) to Budget (formerly the Statement of Financing) (continued)

For the Fiscal Years Ended September 30, 2010 and 2009

	2010	2009
Components of Net Cost of Operations That Will not Require or Generate Resources in the Current Period		
Components That Will Require or Generate Resources in Future Periods (Note 21)	\$ 208,029	\$ 38,093
Depreciation and Amortization	29,939	30,799
Other	(6,599)	3,269
Total Components of Net Cost of Operations That Will not Require or Generate Resources	23,340	34,068
Total Components of Net Cost of Operations That Will not Require or Generate Resources in the Current Period	231,369	72,161
Net Cost of Operations	\$ 7,134,049	\$ 6,584,500

U.S. Department of Justice
Offices, Boards and Divisions
Notes to the Financial Statements
(Dollars in Thousands, Except as Noted)

Note 21. Explanation of Differences Between Liabilities not Covered by Budgetary Resources and Components of Net Cost of Operations Requiring or Generating Resources in Future Periods

Liabilities that are not covered by realized budgetary resources and for which there is not certainty that budgetary authority will be realized, such as the enactment of an appropriation, are considered liabilities not covered by budgetary resources. These liabilities totaling \$789,355 and \$578,817 on September 30, 2010 and 2009, respectively, are discussed in Note 10, Liabilities not Covered by Budgetary Resources. Decreases in these liabilities result from current year budgetary resources that were used to fund expenses recognized in prior periods. Increases in these liabilities represent unfunded expenses that were recognized in the current period. These increases, along with the change in the portion of exchange revenue receivables from the public, which are not considered budgetary resources until collected, represent components of current period net cost of operations that will require or generate budgetary resources in future periods. The changes in liabilities not covered by budgetary resources and receivables generating resources in future periods are comprised of the following:

For the Fiscal Years Ended September 30, 2010 and 2009

	2010	2009
Resources that Fund Expenses Recognized in Prior Periods		
Other		
Decrease in Actuarial FECA Liabilities	\$ -	\$ (572)
Decrease in Accrued FECA Liabilities	-	(466)
Decrease in Contingent Liabilities	-	(8,000)
Decrease in Other Unfunded Employment Related Liabilities	-	(229)
Total Other	-	(9,267)
Total Resources that Fund Expenses Recognized in Prior Periods	\$ -	\$ (9,267)
Components of Net Cost of Operations That Will Require or Generate Resources in Future Periods		
Increase in Accrued Annual and Compensatory Leave Liabilities	\$ 4,855	\$ 13,121
(Increase)/Decrease in Exchange Revenue Receivable from the Public	(2,509)	2,808
Other		
Increase in Actuarial FECA Liabilities	2,518	-
Increase in Accrued FECA Liabilities	292	-
Increase in Contingent Liabilities	4,738	-
Increase in Other Unfunded Employment Related Liabilities	186	-
Increase in RECA Liabilities	197,949	22,164
Total Other	205,683	22,164
Total Components of Net Cost of Operations That Will Require or Generate Resources in Future Periods	\$ 208,029	\$ 38,093

The increase in Exchange Revenue Receivable from the Public varies from the balance sheet as a result of the UST Fees Receivable which has no associated budgetary accounts.

Required Supplementary Information
Unaudited

U. S. Department of Justice
Offices, Boards and Divisions
Required Supplementary Information
Combining Statements of Budgetary Resources
For the Fiscal Year Ended September 30, 2010

Dollars in Thousands	LA	NLA	Earmarked	WCF	Combined
Budgetary Resources					
Unobligated Balance, Brought Forward, October 1	\$ 213,894	\$ 148,538	\$ 35,922	\$ 255,630	\$ 653,984
Recoveries of Prior Year Unpaid Obligations	108,684	67,226	2,645	47,084	225,639
Budget Authority					
Appropriations Received	3,102,094	4,178,309	309,562	-	7,589,965
Spending Authority from Offsetting Collections Earned					
Collected	588,424	194,080	75,968	1,277,160	2,135,632
Change in Receivables from Federal Sources	6,032	(6,611)	2,133	(46,263)	(44,709)
Change in Unfilled Customer Orders					
Advance Received	4,388	3,132	-	-	7,520
Without Advance from Federal Sources	(6,706)	105,356	82	(5,782)	92,950
Subtotal Budget Authority	3,694,232	4,474,266	387,745	1,225,115	9,781,358
Nonexpenditure Transfers, Net, Anticipated and Actual	(11,083)	(198,526)		75,097	(134,512)
Permanently not Available	(849)	(40,020)	(9,434)	-	(50,303)
Total Budgetary Resources	\$ 4,004,878	\$ 4,451,484	\$ 416,878	\$ 1,602,926	\$ 10,476,166

LA - Legal Activities provides for the legal activities of the U.S. Department of Justice, including the Antitrust, Civil, Civil Rights, Criminal, Environment and Natural Resources, and Tax Divisions

NLA - Non Legal Administration provides the resources for the programs and operations of the Attorney General, the Deputy Attorney General, the Associate Attorney General, their immediate Offices, several senior policy offices, and certain activities of the Justice Management Division

Earmarked - Funds identified as earmarked relate specifically to activities of the U.S. Trustees and Antitrust Division

WCF - Working Capital Fund provides a centralized performance of common administrative services for the Department

U. S. Department of Justice
Offices, Boards and Divisions
Required Supplementary Information
Combining Statements of Budgetary Resources (continued)
For the Fiscal Year Ended September 30, 2010

	LA	NLA	Earmarked	WCF	Combined
Status of Budgetary Resources					
Obligations Incurred					
Direct	\$ 3,159,040	\$ 3,851,006	\$ 317,780	\$ -	\$ 7,327,826
Reimbursable	612,140	188,938	78,239	1,339,070	2,218,387
Total Obligations Incurred	3,771,180	4,039,944	396,019	1,339,070	9,546,213
Unobligated Balance - Available					
Apportioned	97,943	354,452	3,574	211,447	667,416
Unobligated Balance not Available	135,755	57,088	17,285	52,409	262,537
Total Status of Budgetary Resources	\$ 4,004,878	\$ 4,451,484	\$ 416,878	\$ 1,602,926	\$ 10,476,166
Change in Obligated Balance					
Obligated Balance, Brought Forward, October 1	\$ 851,763	\$ 3,422,339	\$ 48,977	\$ 448,523	4,771,602
Unpaid Obligations	328,755	75,562	634	341,582	746,533
Less: Uncollected Customer Payments from Federal Sources	523,008	3,346,777	48,343	106,941	4,025,069
Total Unpaid Obligated Balance, Brought Forward, October 1	3,771,180	4,039,944	396,019	1,339,070	9,546,213
Obligations Incurred, Net	3,630,960	3,874,814	399,611	1,312,330	9,217,715
Less: Recoveries of Prior Year Unpaid Obligations, Actual	108,685	67,225	2,645	47,084	225,639
Change in Uncollected Customer Payments from Federal Sources	674	(98,745)	(2,215)	52,045	(48,241)
Obligated Balance, Net - End of Period	883,299	3,520,242	42,740	428,180	4,874,461
Unpaid Obligations	328,082	174,305	2,849	289,538	794,774
Less: Uncollected Customer Payments from Federal Sources	555,217	3,345,937	39,891	138,642	4,079,687
Total Unpaid Obligated Balance, Net - End of Period					
Net Outlays					
Gross Outlays	\$ 3,630,961	\$ 3,874,814	\$ 399,611	\$ 1,312,329	\$ 9,217,715
Less: Offsetting Collections	592,812	197,213	75,968	1,277,159	2,143,152
Less: Distributed Offsetting Receipts	-	52,142	278,016	361,596	691,754
Total Net Outlays	\$ 3,038,149	\$ 3,625,459	\$ 45,627	\$ (326,426)	\$ 6,382,809

**U. S. Department of Justice
Offices, Boards and Divisions
Required Supplementary Information
Combining Statements of Budgetary Resources
For the Fiscal Year Ended September 30, 2009**

Dollars in Thousands	LA	NLA	Earmarked	WCF	Combined
Budgetary Resources					
Unobligated Balance, Brought Forward, October 1	\$ 204,353	\$ 163,801	\$ 22,621	\$ 260,324	\$ 651,099
Recoveries of Prior Year Unpaid Obligations	110,889	100,306	1,839	39,812	252,846
Budget Authority					
Appropriations Received	2,922,265	4,938,875	342,490	-	8,203,630
Spending Authority from Offsetting Collections Earned					
Collected	507,808	200,676	57,631	1,079,731	1,845,846
Change in Receivables from Federal Sources	57,569	(28,865)	(14,912)	128,357	142,149
Change in Unfilled Customer Orders	(5,955)	19,626	-	-	13,671
Advance Received	10,066	646	74	6,186	16,972
Without Advance from Federal Sources	3,491,753	5,130,958	385,283	1,214,274	10,222,268
Subtotal Budget Authority					
Nonexpenditure Transfers, Net, Anticipated and Actual	2,076	(263,268)	-	89,948	(171,244)
Permanently not Available	(6,438)	(103,000)	-	(100,000)	(209,438)
Total Budgetary Resources	\$ 3,802,633	\$ 5,028,797	\$ 409,743	\$ 1,504,358	\$ 10,745,531

LA - Legal Activities provides for the legal activities of the U S Department of Justice,

including the Antitrust, Civil, Civil Rights, Criminal, Environment and Natural Resources, and Tax Divisions
NLA - Non Legal Administration provides the resources for the programs and operations of the Attorney General,
the Deputy Attorney General, the Associate Attorney General, their immediate Offices,

several senior policy offices, and certain activities of the Justice Management Division

Earmarked - Funds identified as earmarked relate specifically to activities of the U S Trustees and Antitrust Division

WCF - Working Capital Fund provides a centralized performance of common administrative services for the Department

U. S. Department of Justice
Offices, Boards and Divisions
Required Supplementary Information
Combining Statements of Budgetary Resources (continued)
For the Fiscal Year Ended September 30, 2009

	LA	NLA	Earmarked	WCF	Combined
Dollars in Thousands					
Status of Budgetary Resources					
Obligations Incurred					
Direct	\$ 2,982,258	\$ 4,686,144	\$ 331,031	\$ -	\$ 7,999,433
Reimbursable	606,481	194,115	42,790	1,248,728	2,092,114
Total Obligations Incurred	3,588,739	4,880,259	373,821	1,248,728	10,091,547
Unobligated Balance - Available					
Appportioned	103,568	110,230	9,249	227,785	450,832
Unobligated Balance not Available	110,326	38,308	26,673	27,845	203,152
Total Status of Budgetary Resources	\$ 3,802,633	\$ 5,028,797	\$ 409,743	\$ 1,504,358	\$ 10,745,531
Change in Obligated Balance					
Obligated Balance, Brought Forward, October 1					
Unpaid Obligations	\$ 737,842	\$ 1,986,223	\$ 40,929	\$ 506,870	\$ 3,271,864
Less: Uncollected Customer Payments from Federal Sources	261,120	103,780	15,473	207,039	587,412
Total Unpaid Obligated Balance, Brought Forward, October 1	476,722	1,882,443	25,456	299,831	2,684,452
Obligations Incurred, Net	3,588,739	4,880,259	373,821	1,248,728	10,091,547
Less: Gross Outlays	3,363,929	3,343,838	363,933	1,267,263	8,338,963
Obligated Balance Transferred, Net					
Less: Recoveries of Prior Year Unpaid Obligations, Actual	110,889	100,306	1,839	39,812	252,846
Change in Uncollected Customer Payments from Federal Sources	(67,635)	28,219	14,838	(134,543)	(159,121)
Obligated Balance, Net - End of Period	851,763	3,422,339	48,977	448,523	4,771,602
Unpaid Obligations	328,755	75,562	634	341,582	746,533
Less: Uncollected Customer Payments from Federal Sources					
Total Unpaid Obligated Balance, Net - End of Period	\$ 523,008	\$ 3,346,777	\$ 48,343	\$ 106,941	\$ 4,025,069
Net Outlays					
Gross Outlays	\$ 3,363,929	\$ 3,343,838	\$ 363,933	\$ 1,267,263	\$ 8,338,963
Less: Offsetting Collections	501,854	220,303	57,630	1,079,730	1,859,517
Less: Distributed Offsetting Receipts	-	66,785	226,930	(6,642)	287,073
Total Net Outlays	\$ 2,862,075	\$ 3,056,750	\$ 79,373	\$ 194,175	\$ 6,192,373